

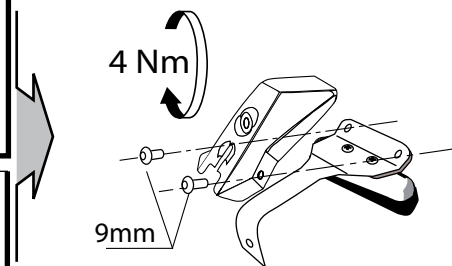
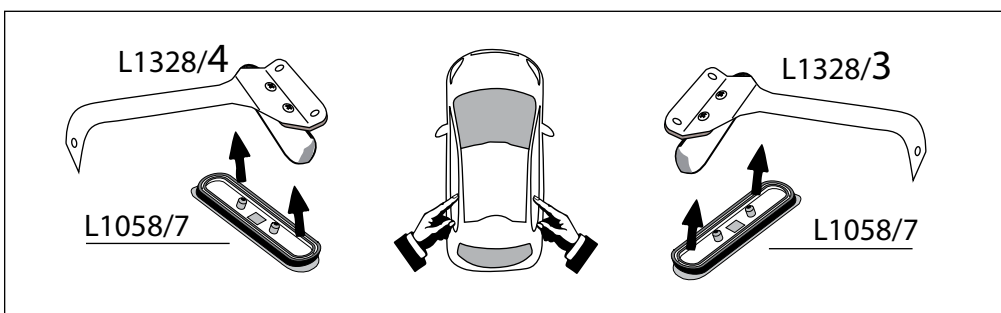
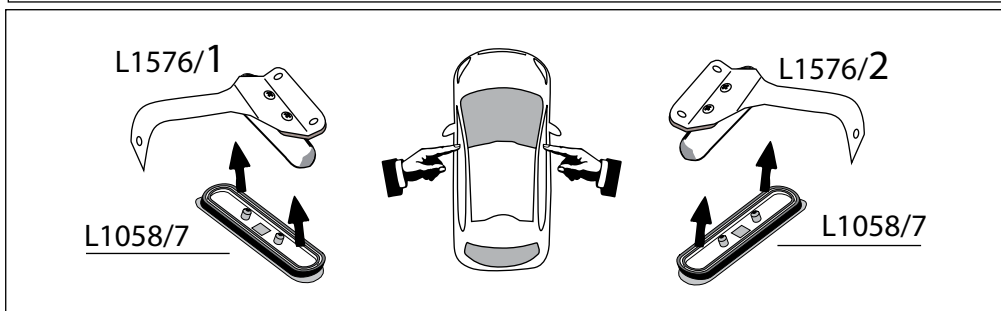
RENAULT Arkana 2020

Patent pending
MOCSKT 0448

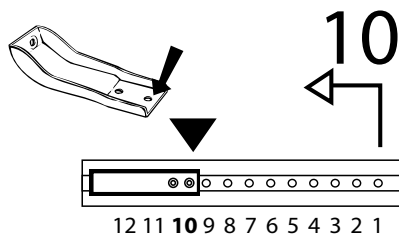
MOCSRR0AC0011 cm 124
MOCSRR0AL0007 cm 124



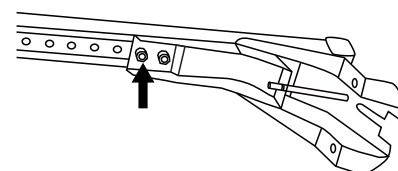
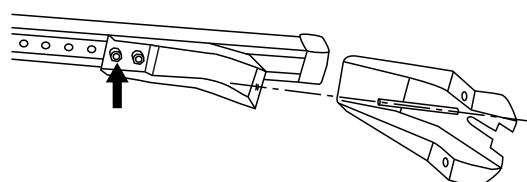
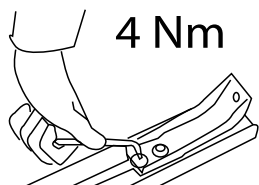
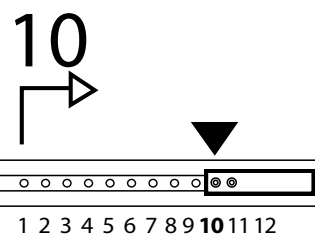
<p>1 - L1576/1 ant. sx.</p>	<p>1 - L1328/4 post. sx.</p>	<p>4 - L1058/7</p> <p>4 - RCVM6X16TSQ 16 mm</p> <p>4 - RCRD8Q</p> <p>8 - RCVM6X9Q</p> <p>1 - RCBR5</p> <p>1 - RCBR4</p>
<p>1 - L1576/2 ant. dx.</p>	<p>1 - L1328/3 post. dx.</p>	



MOCSRR0AC0011 cm 124
MOCSRR0AL0007 cm 124



anteriore, avant, front, vorne, delantera

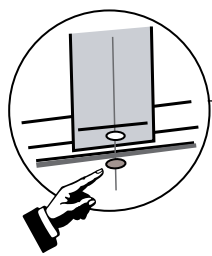
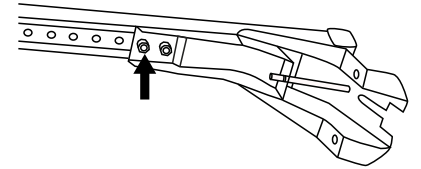
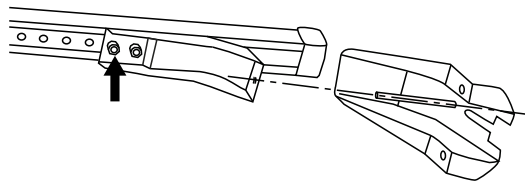
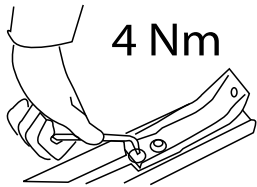
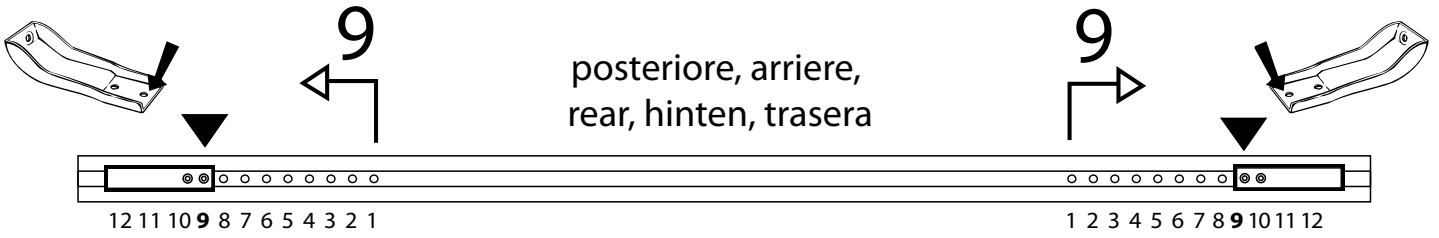


!!!

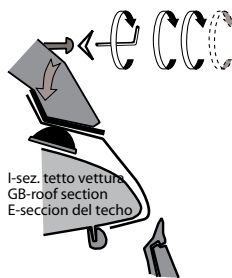
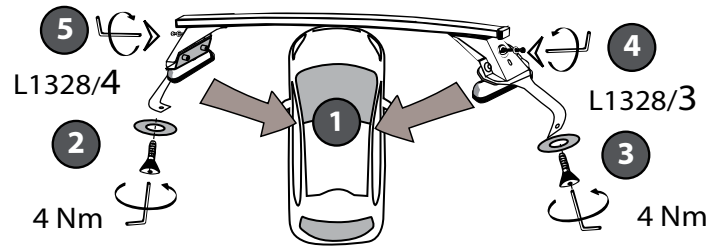
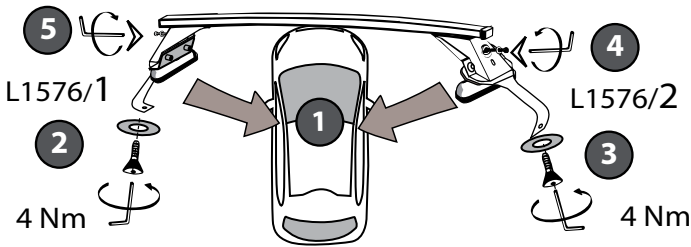
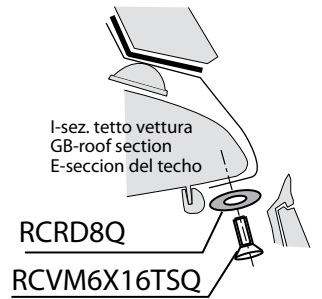

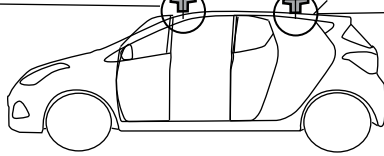


MOCSTRR0AC0011 cm 124
MOCSTRR0AL0007 cm 124

MOCSTKT 0448



cm 70
 L1576/1
 L1576/2
 L1328/3
 L1328/4



I - Per stringere, usare la chiave come indicato nel disegno. (Non si assumono responsabilità per danni causati dall'impiego di chiavi diverse da quella in dotazione al prodotto).

F - Pour serrer, utiliser la clé comme indique ci dessous.

GB - To tighten please use the wrench as per the drawing.

D - Zum Anziehen benutzen Sie bitte den Inbusschlüssel, nur wie auf dem Bild dargestellt.

E - Para el correcto ajuste, utilizar la llave fija tal y como se indica en la imagen

