

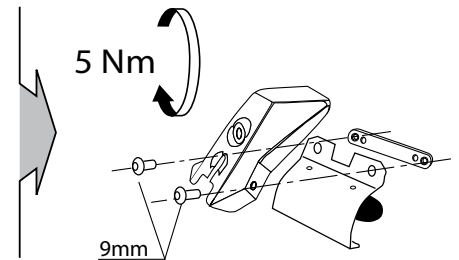
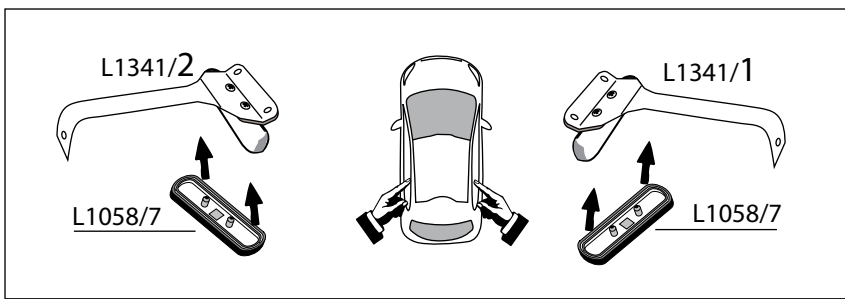

# DACIA Sandero Streetway model 2020

Patent pending  
**MOCSKT 0444**

**MOCSRR0AC0011 cm 124**  
**MOCSRR0AL0006 cm 110**

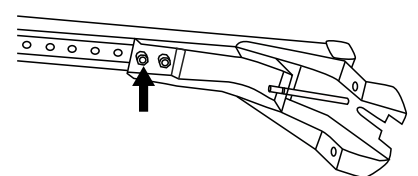
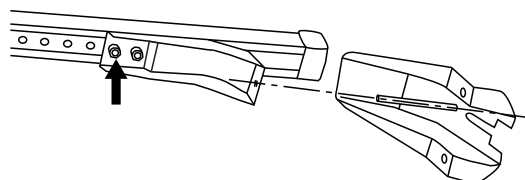
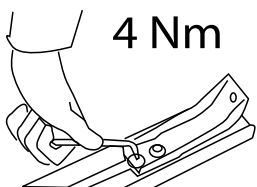
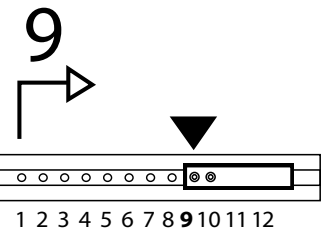
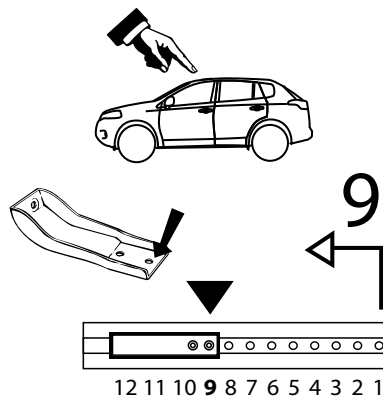


<p>1 - L1328/3 ant. sx.</p>	<p>1 - L1341/2 post. sx.</p>	<p>4 - L1058/7</p> <p>4 - RCVM6X16TSQ 16 mm</p> <p>4 - RCRD8Q</p> <p>8 - RCVM6X9Q</p> <p>1 - RCBR5</p> <p>1 - RCBR4</p>
<p>1 - L1328/4 ant. dx.</p>	<p>1 - L1341/1 post. dx.</p>	



**MOCSRR0AC0011 cm 124**  
**MOCSRR0AL0006 cm 110**

anteriore, avant, front,  
vorne, delantera

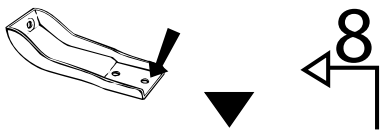


# MOCSKT 0444

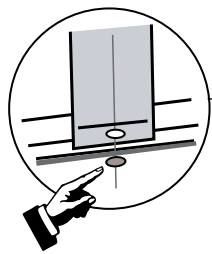
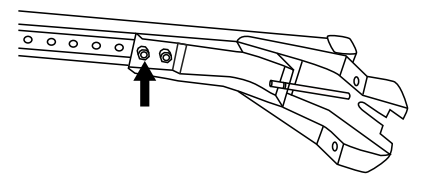
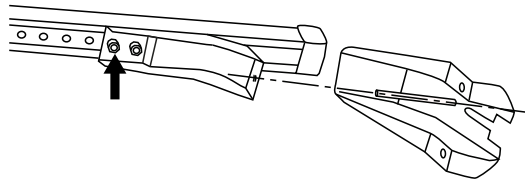
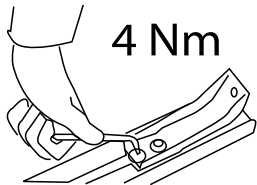

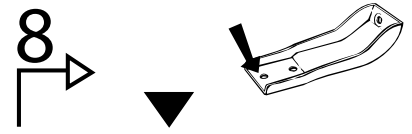
!!!




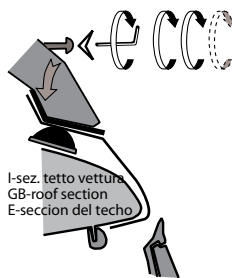
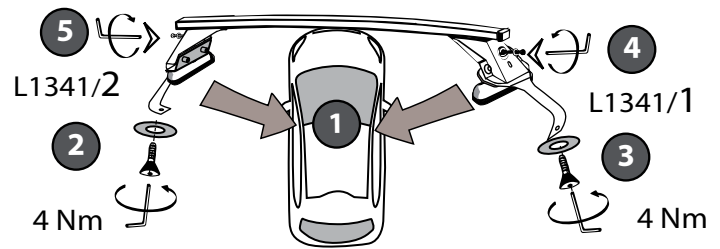
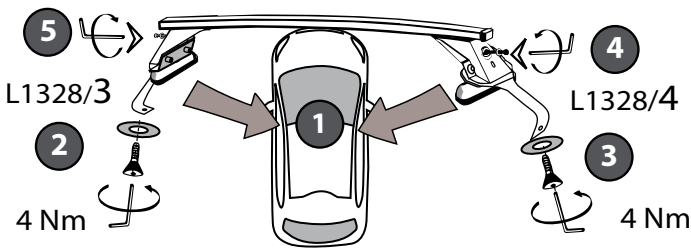
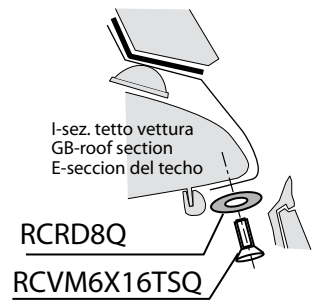

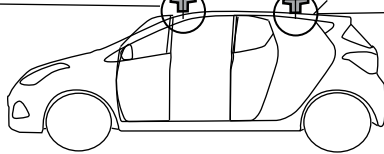
**MOCSRR0AC0011 cm 124**  
**MOCSRR0AL0006 cm 110**



posteriore, arriere,  
 rear, hinten, trasera



cm 71  
 L1328/3 L1341/1  
 L1328/4 L1341/2



I - Per stringere, usare la chiave come indicato nel disegno. (Non si assumono responsabilità per danni causati dall'impiego di chiavi diverse da quella in dotazione al prodotto).

F - Pour serrer, utiliser la clé comme indique ci dessous.

GB - To tighten please use the wrench as per the drawing.

D - Zum Anziehen benutzen Sie bitte den Inbusschlüssel, nur wie auf dem Bild dargestellt.

E - Para el correcto ajuste, utilizar la llave fija tal y como se indica en la imagen

