

# PEUGEOT 2008 model 2019

no rails - senza mancorrenti




Patent pending  
**MOCSKT 0441**

**MOCSRR0AC0010 cm 110**  
**MOCSRR0AL0006 cm 110**

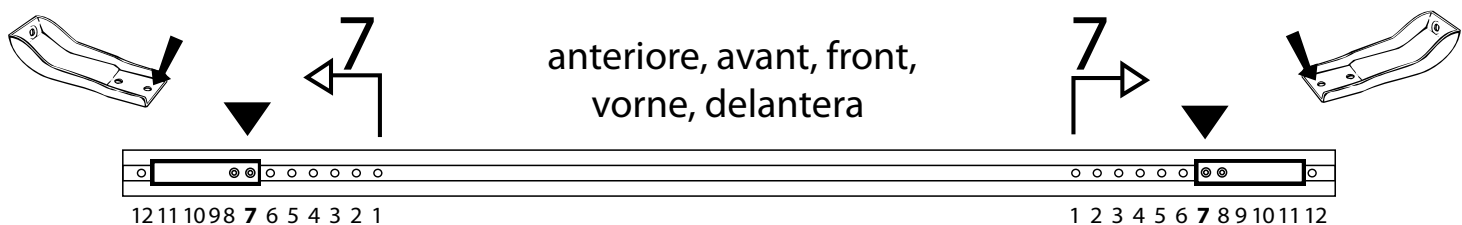


	1 - L1545/2		1 - L1545/1		1 - L1341/4		1 - L1341/4				
4 - L1058/7		4 - RCRD8Q		1 - RCBR5		4 - RCVM6X16TSQ		8 - RCVM6X9Q		1 - RCBR4	
		16 mm									

	L1545/1		L1545/2		
	L1058/7		L1058/7		
	L1341/4		L1341/4		
	L1058/7		L1058/7		



**MOCSRR0AC010 cm 110**  
**MOCSRR0AL006 cm 110**



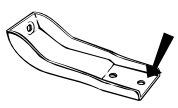
anteriore, avant, front,  
vorne, delantera

# MOCSKT 0441


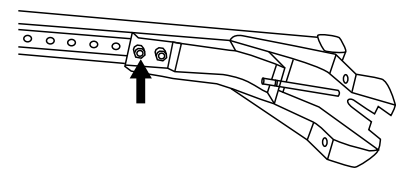
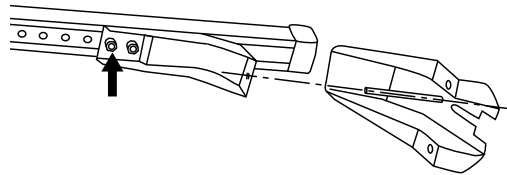
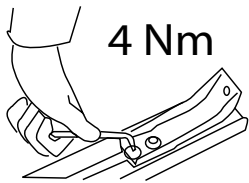

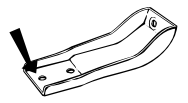
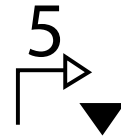
!!!



**MOCSRR0AC010 cm 110**  
**MOCSRR0AL006 cm 110**



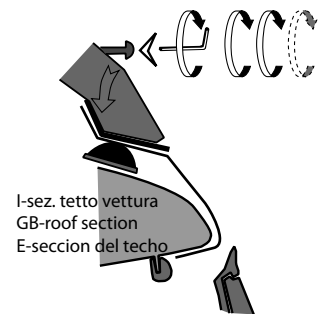
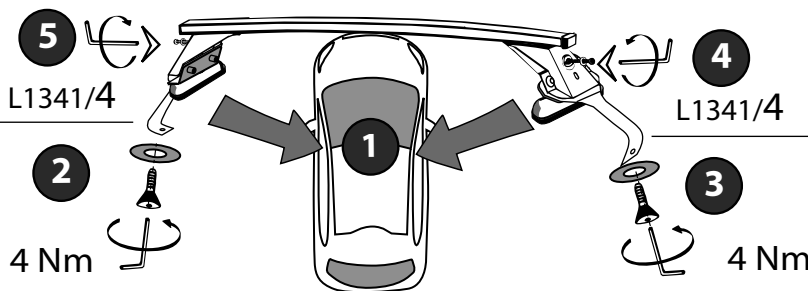
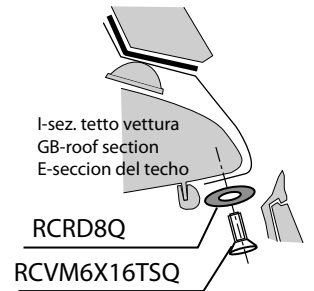
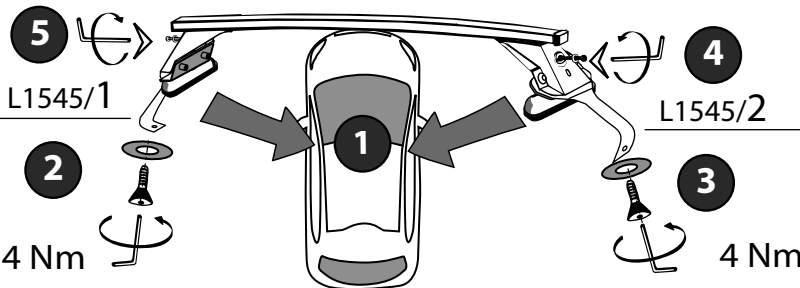


posteriore, arriere,  
rear, hinten, trasera



L1545/1  
L1545/2

cm 70

L1341/4



I - Per stringere, usare la chiave come indicato nel disegno. (Non si assumono responsabilità per danni causati dall'impiego di chiavi diverse da quella in dotazione al prodotto).

F - Pour serrer, utiliser la clé comme indique ci dessous.

GB - To tighten please use the wrench as per the drawing.

D - Zum Anziehen benutzen Sie bitte den Inbusschlüssel, nur wie auf dem Bild dargestellt.

E - Para el correcto ajuste, utilizar la llave fija tal y como se indica en la imagen

