

AUDI A3 Sportback model 2020

Patent pending
MOCSKT 0427

MOCSRR0AC0010 cm 110
MOCSRR0AL0006 cm 110



<p>1 - L1327/2</p> <p>1 - L1327/1</p>	<p>1 - L1328/3</p> <p>1 - L1328/4</p>	<p>4 - L1058/7</p> <p>4 - RCVM6X16TSQ</p> <p>16 mm</p> <p>4 - RCRD8Q</p>	<p>8 - RCVM6X9Q</p> <p>1 - RCBR5</p> <p>1 - RCBR4</p>
---------------------------------------	---------------------------------------	--	---

L1327/1

L1058/7

L1327/2

L1058/7

4 Nm

9mm

L1328/4


L1058/7

L1328/3


L1058/7

4 Nm

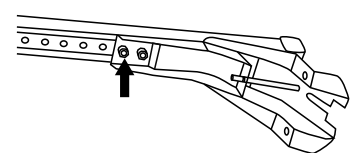
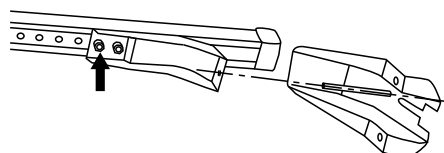
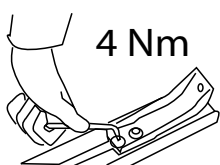

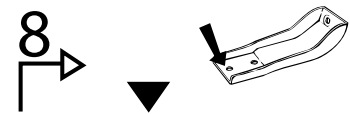
9mm



MOCSRR0AC0010 cm 110
MOCSRR0AL0006 cm 110



anteriore, avant, front,
vorne, delantera




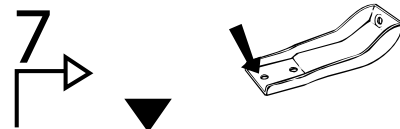

!!!



MOCRR0AC0010 cm 110
MOCRR0AL0006 cm 110

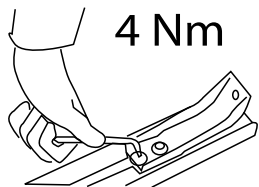
MOSKT 0427

posteriore, arriere, rear,
hinten; trasera

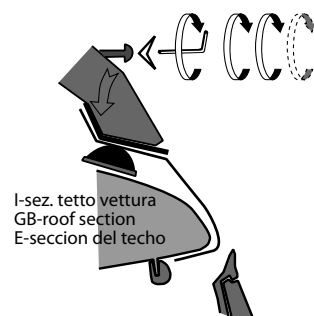
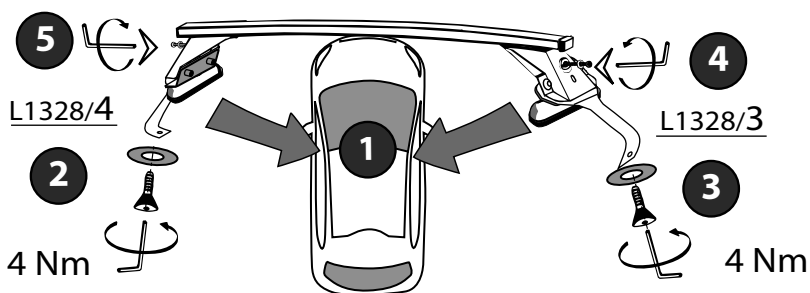
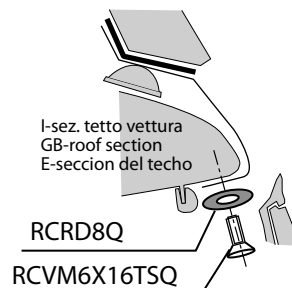
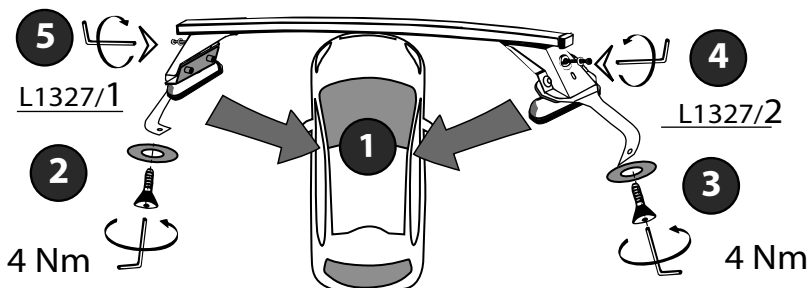

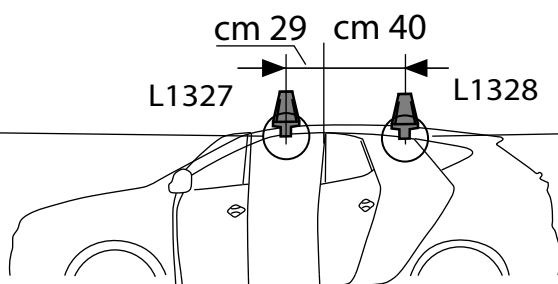

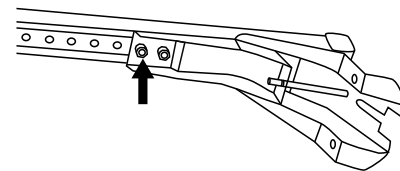
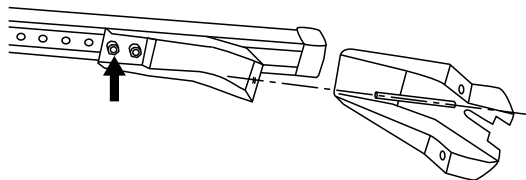


12 11 10 9 8 7 6 5 4 3 2 1

1 2 3 4 5 6 7 8 9 10 11 12

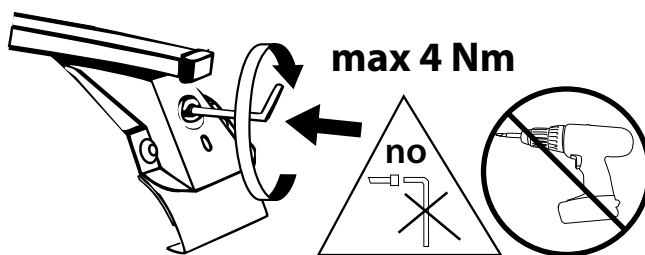


4 Nm



I - Per stringere, usare la chiave come indicato nel disegno. (Non si assumono responsabilità per danni causati dall'impiego di chiavi diverse da quella in dotazione al prodotto).
 F - Pour serrer, utiliser la clé comme indique ci dessus.

GB - To tighten please use the wrench as per the drawing.
 D - Zum Anziehen benutzen Sie bitte den Inbusschlüssel, nur wie auf dem Bild dargestellt.
 E - Para el correcto ajuste, utilizar la llave fija tal y como se indica en la imagen



MODULA
case system

email: modulacs@modulacs.com
 web site: www.modulacs.com

Modula s.r.l.
 Loc. Penisola, 20/A
 61026 Piandimeleto (PU) ITALY
 phone +39 0722/700070
 fax +39 0722/720017

19-10-2020