

BMW 2 Gran Tourer 2015

MOC SKT 0424

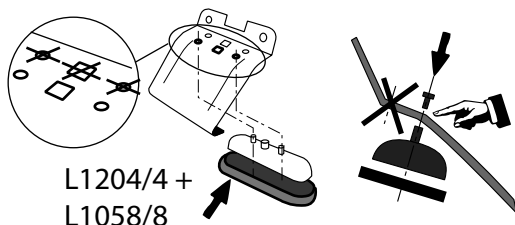
MOC SRR0AC010 cm 110

MOC SRR0AL006 cm 110



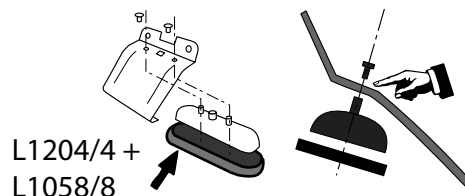
1 - L1151/48 ant. dx		4 - L1204/4		8 - RCVM6X9Q	
1 - L1151/38 ant. sx		4 - L1058/8		4 - RC20200026	
2 - L1548/3 post.				1 - RCBR5	

L1151/48
L1151/38

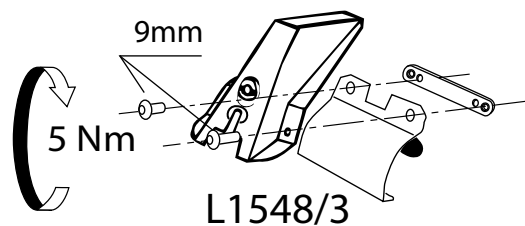


L1204/4 +
L1058/8

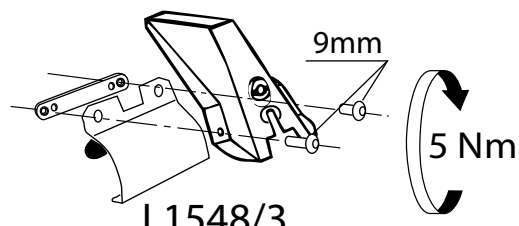
L1548/3



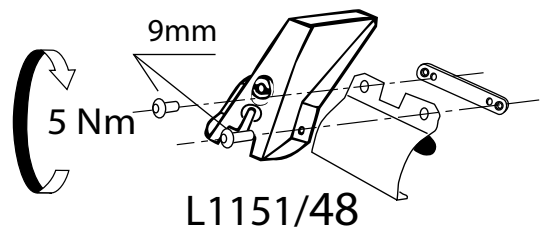
L1204/4 +
L1058/8



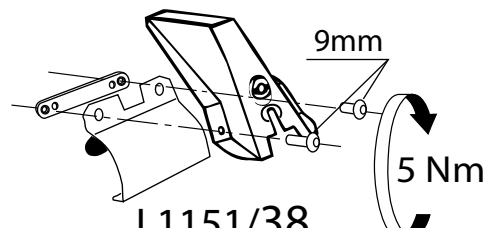
L1548/3



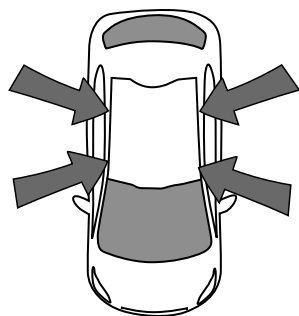
L1548/3



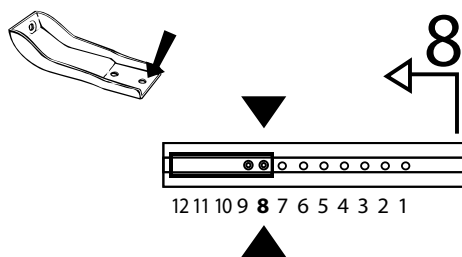
L1151/48



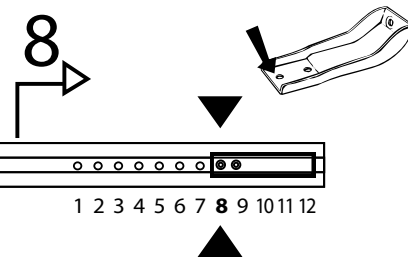
L1151/38



MOC SRR0AC010 cm 110
MOC SRR0AL006 cm 110



anteriore, avant, front,
vorne, delantera

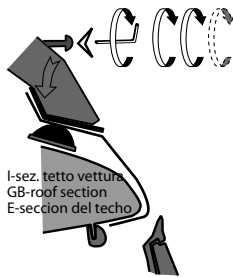
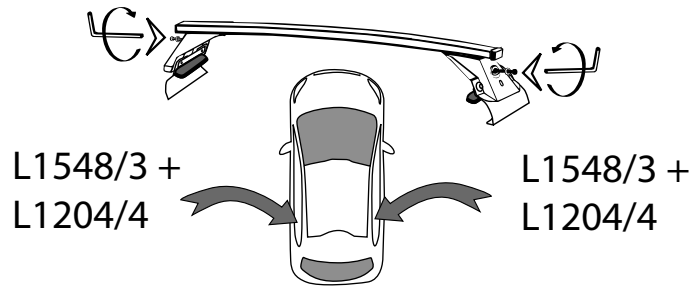
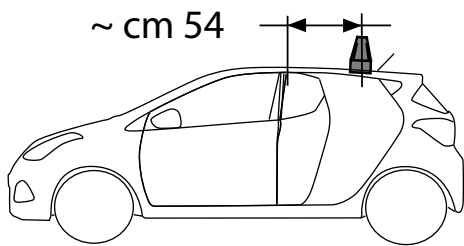
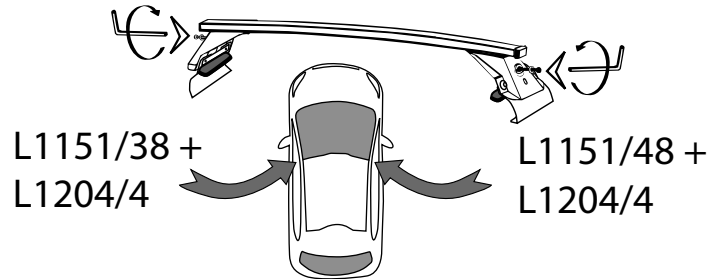
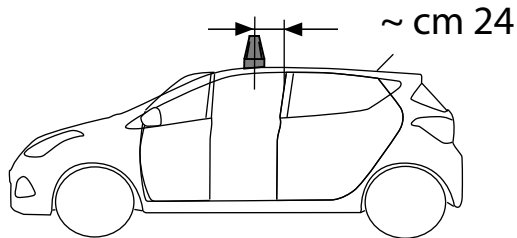
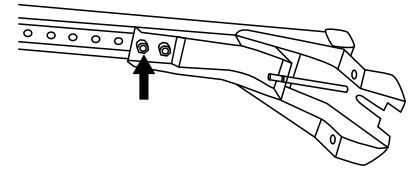
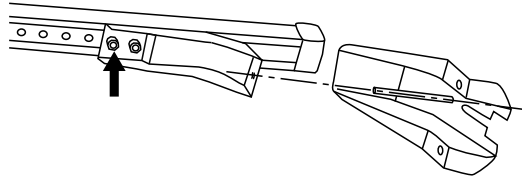
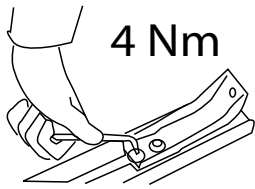


posteriore, arriere,
rear, hinten, trasera

12 11 10 9 8 7 6 5 4 3 2 1

1 2 3 4 5 6 7 8 9 10 11 12

MOSKST 0424



I - Per stringere, usare la chiave come indicato nel disegno. (Non si assumono responsabilità per danni causati dall'impiego di chiavi diverse da quella in dotazione al prodotto).
F - Pour serrer, utiliser la clé comme indique ci dessous.

GB - To tighten please use the wrench as per the drawing.
D - Zum Anziehen benutzen Sie bitte den Inbusschlüssel, nur wie auf dem Bild dargestellt.
E - Para el correcto ajuste, utilizar la llave fija tal y como se indica en la imagen

