

# CITROËN C3 Aircross 2017

Patent pending

## MOCSKT 0423

**MOCSRR0AC0011 cm 124**  
**MOCSRR0AL0007 cm 124**



<p>1 - L1328/4</p> <p>1 - L1328/3</p>	<p>2 - L1314/3</p>	<p>4 - L1058/7</p> <p>4 - RCVM6X16TSQ 16 mm</p> <p>4 - RCRD8Q</p> <p>8 - RCVM6X9Q</p> <p>1 - RCBR5</p> <p>1 - RCBR4</p>
---------------------------------------	--------------------	---

<p>L1328/3 - L1328/4</p> <p>L1058/7</p>	<p>L1314/3</p> <p>L1058/7</p>	<p>5 Nm</p> <p>9mm</p>
---	-------------------------------	------------------------

9

12 11 10 9 8 7 6 5 4 3 2 1

1 2 3 4 5 6 7 8 9 10 11 12

**MOCSRR0AC0011 cm 124**  
**MOCSRR0AL0007 cm 124**

anteriore, avant, front,  
vorne, delantera

9

1 2 3 4 5 6 7 8 9 10 11 12


4 Nm

# MOCSKT 0423

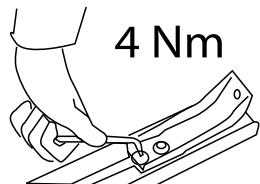

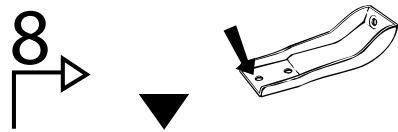
!!!




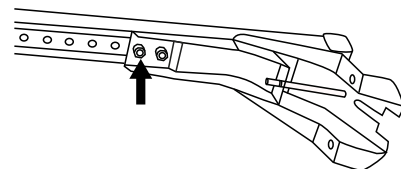
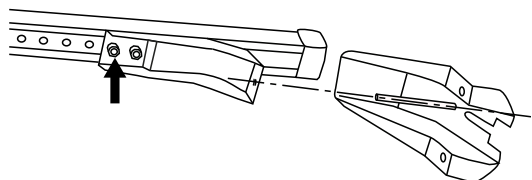
**MOCSRR0AC0011 cm 124**  
**MOCSRR0AL0007 cm 124**



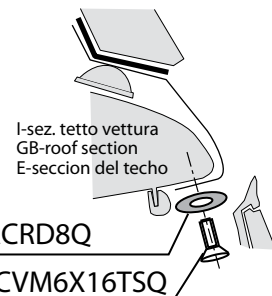

posteriore, arriere,  
 rear, hinten, trasera



4 Nm



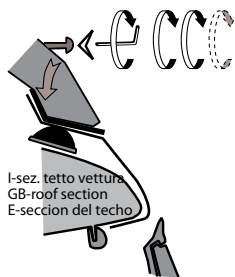
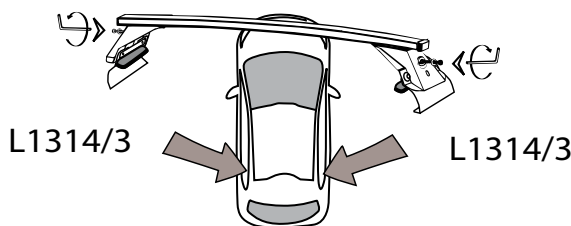
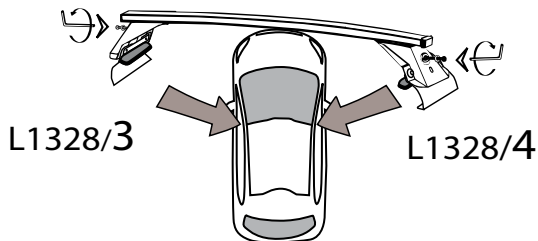
L1314/3




I-sez. tetto vettura  
 GB-roof section  
 E-seccion del techo

RCRD8Q

RCVM6X16TSQ



I-sez. tetto vettura  
 GB-roof section  
 E-seccion del techo



max 4 Nm

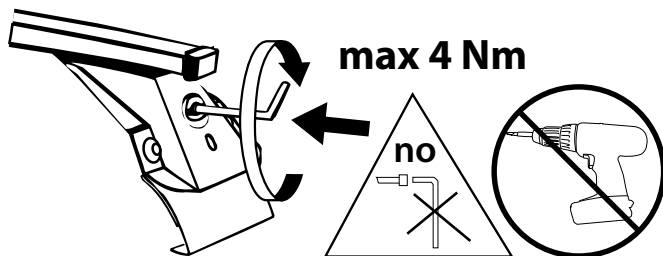
I - Per stringere, usare la chiave come indicato nel disegno. (Non si assumono responsabilità per danni causati dall'impiego di chiavi diverse da quella in dotazione al prodotto).

F - Pour serrer, utiliser la clé comme indique ci dessous.

GB - To tighten please use the wrench as per the drawing.

D - Zum Anziehen benutzen Sie bitte den Inbusschlüssel, nur wie auf dem Bild dargestellt.

E - Para el correcto ajuste, utilizar la llave fija tal y como se indica en la imagen



max 4 Nm

no