
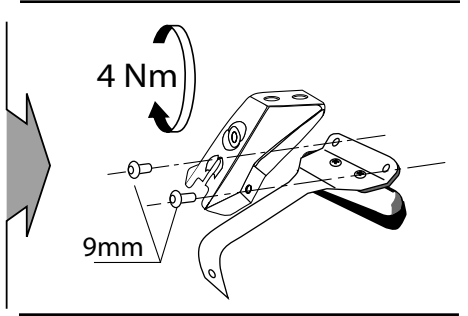
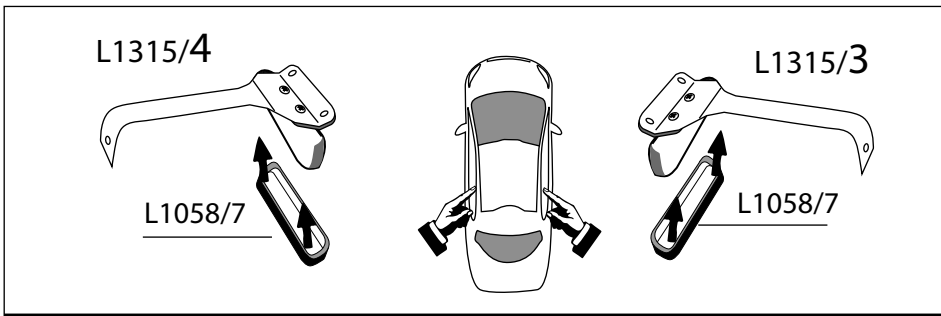
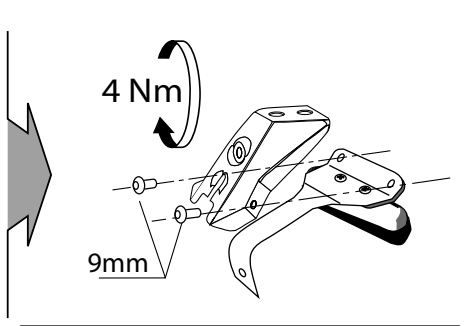
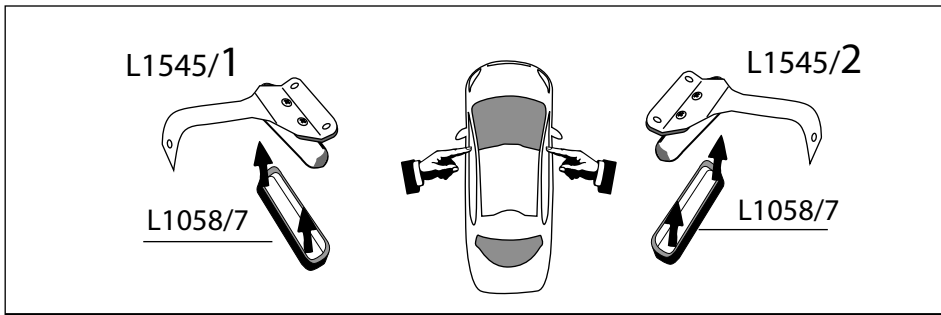
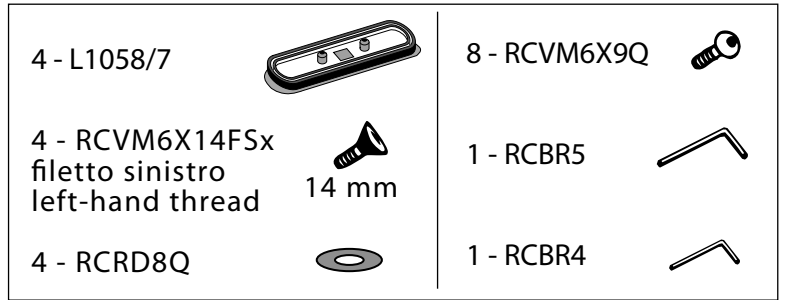
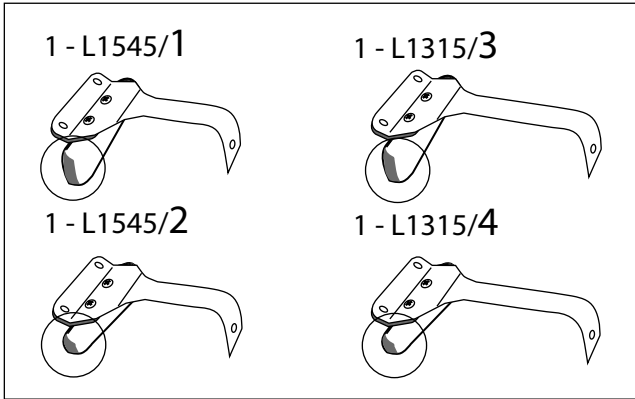



DS DS3 Crossback 2019

Patent pending
MOCSKT 0421


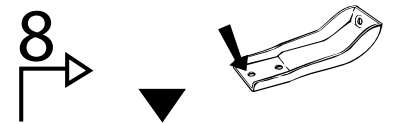
MOCSRROAC0010 cm 110
MOCSRROAL0006 cm 110



MOCSRROAC0010 cm 110
MOCSRROAL0006 cm 110

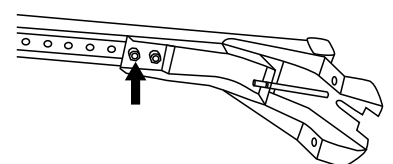
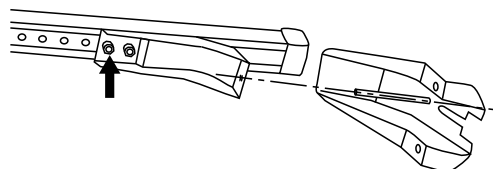
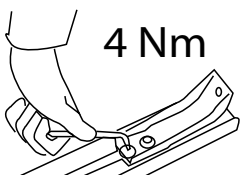


anteriore, avant, front, vorne, delantera




12 11 10 9 8 7 6 5 4 3 2 1

1 2 3 4 5 6 7 8 9 10 11 12

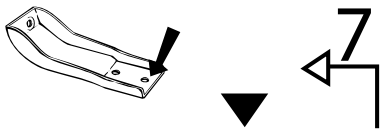


MOCSKT 0421


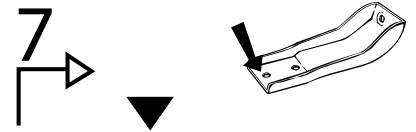
!!!



MOCSRR0AC0011 cm 124
MOCSRR0AL0007 cm 124

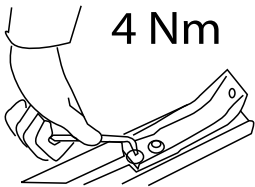


anteriore, avant, front,
vorne, delantera

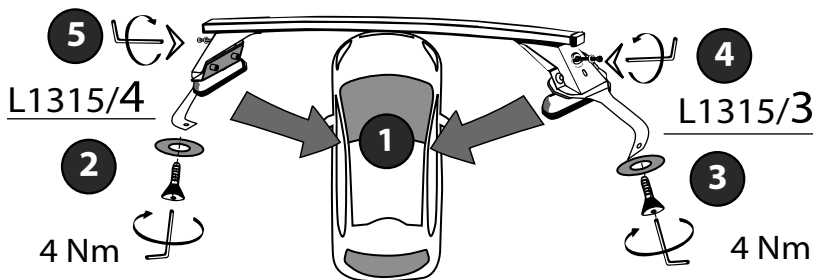
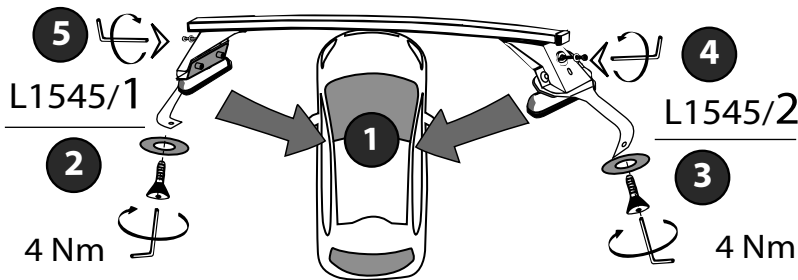
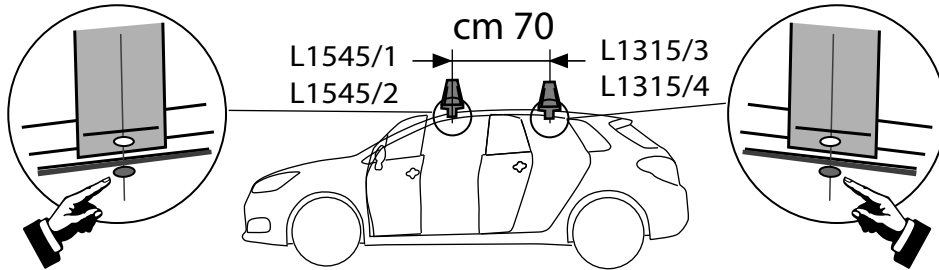
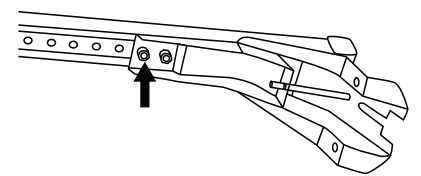
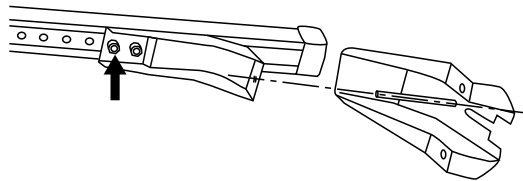


12111098 7 6 5 4 3 2 1

1 2 3 4 5 6 7 8 9 10 11 12



4 Nm



I - Per stringere, usare la chiave come indicato nel disegno. (Non si assumono responsabilità per danni causati dall'impiego di chiavi diverse da quella in dotazione al prodotto).
 F - Pour serrer, utiliser la clé comme indique ci dessous.

GB - To tighten please use the wrench as per the drawing.
 D - Zum Anziehen benutzen Sie bitte den Inbusschlüssel, nur wie auf dem Bild dargestellt.
 E - Para el correcto ajuste, utilizar la llave fija tal y como se indica en la imagen

