

NISSAN Juke model 2019

Patent pending

MOCSKT 0419

MOCSRROAC0010 cm 110

MOCSRROAL0006 cm 110




<p>1 - L1327/1 ant. sx.</p>	<p>1 - L1341/2 post. sx.</p>	<p>4 - L1058/7</p> <p>4 - RCVM5X12Q</p> <p>4 - RCRD8Q</p> <p>8 - RCVM6X9Q</p> <p>1 - RCBR5</p> <p>1 - RCBR3</p>
<p>1 - L1327/2 ant. dx.</p>	<p>1 - L1341/1 post. dx.</p>	

L1327/1
 L1058/7
 L1327/2
 L1058/7

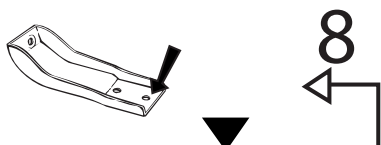
4 Nm
 9mm

L1341/2
 L1058/7
 L1341/1
 L1058/7

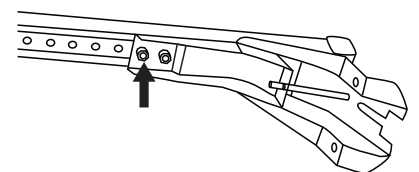
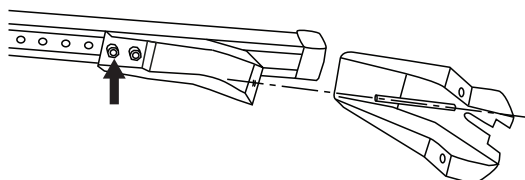
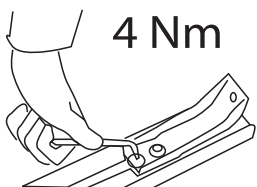

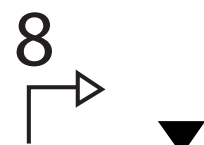
4 Nm
 9mm



MOCSRROAC0010 cm 110
MOCSRROAL0006 cm 110




anteriore, avant, front,
vorne, delantera

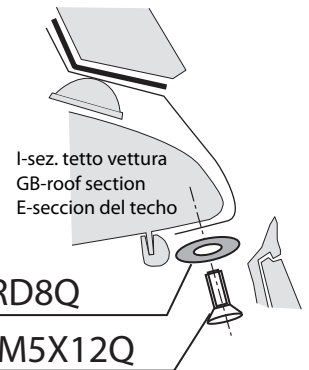
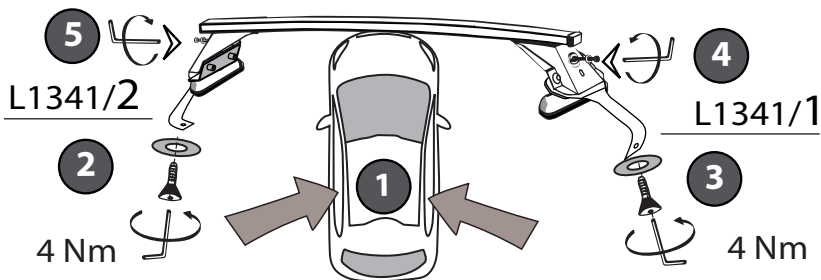
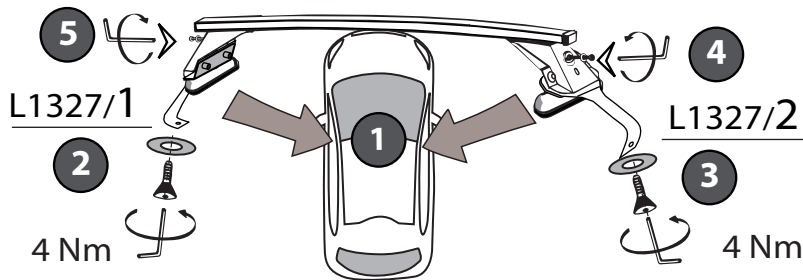
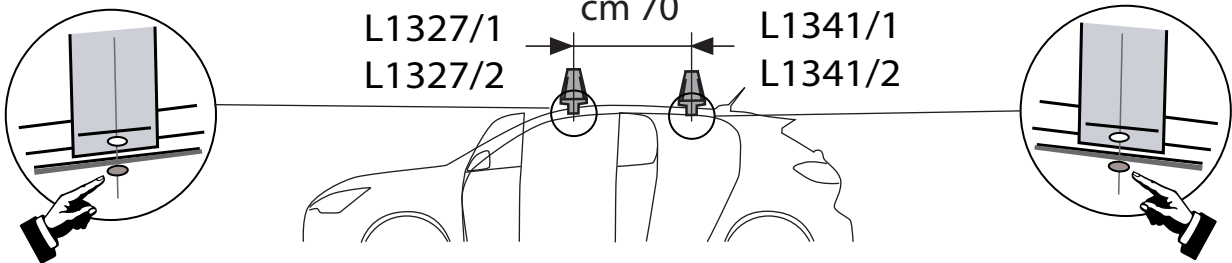
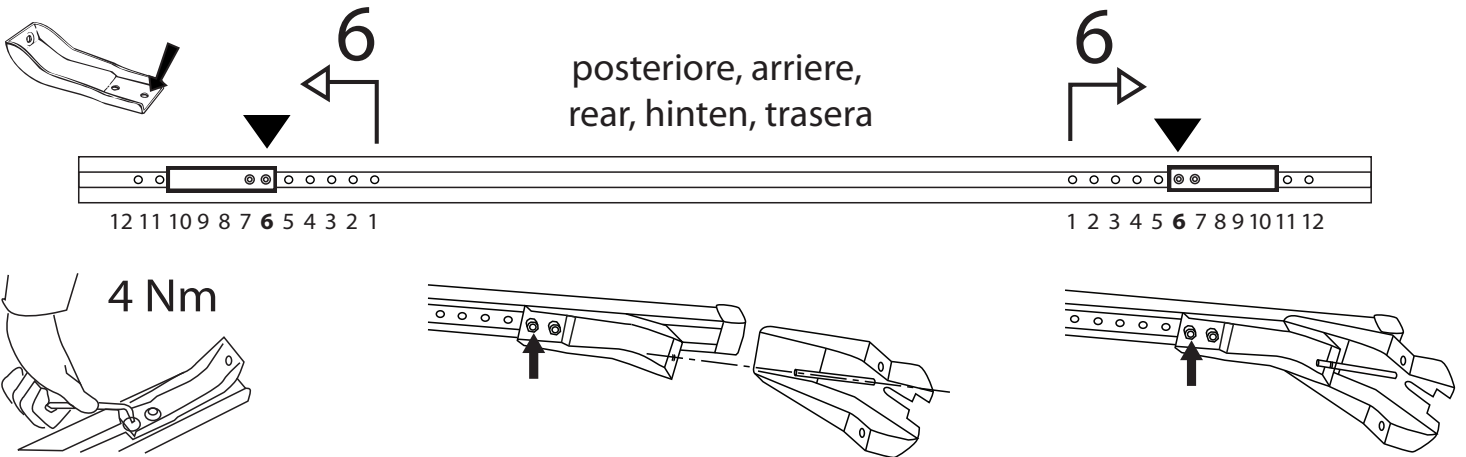


MOCSKT 0419

!!!



MOCSRR0AC0010 cm 110
MOCSRR0AL0006 cm 110



I - Per stringere, usare la chiave come indicato nel disegno. (Non si assumono responsabilità per danni causati dall'impiego di chiavi diverse da quella in dotazione al prodotto).

F - Pour serrer, utiliser la clé comme indiqué ci dessous.

GB - To tighten please use the wrench as per the drawing.

D - Zum Anziehen benutzen Sie bitte den Inbusschlüssel, nur wie auf dem Bild dargestellt.

E - Para el correcto ajuste, utilizar la llave fija tal y como se indica en la imagen

