

# CITROEN C5 Aircross 2018

Patent pending  
**MOCSKT 0418**

**MOCSRROAC0011 cm 124**  
**MOCSRROAL0007 cm 124**



<p>1 - L1542/2</p> <p>1 - L1542/1</p>	<p>2 - L1542/3</p>
<p>2 - L1058/7</p> <p>2 - L1058/8</p>	<p>8 - RCVM6X9Q</p> <p>4 - RCVM6X14FSx filetto sinistro left-hand thread</p> <p>14 mm</p>
<p>4 - RCRD8Q</p> <p>1 - RCBR5</p> <p>1 - RCBR4</p>	

L1542/1

L1058/7

L1542/2

L1058/7

4 Nm

9mm

L1542/3

L1058/8

L1542/3


L1058/8

4 Nm


9mm



**MOCSRROAC0011 cm 124**  
**MOCSRROAL0007 cm 124**

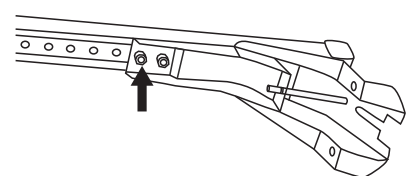
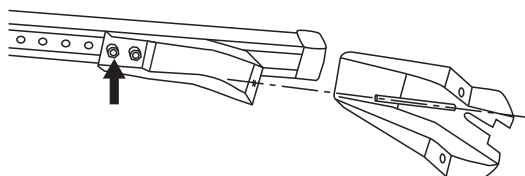
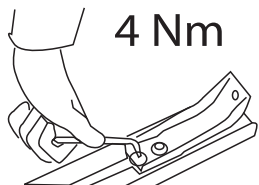


anteriore, avant, front,  
vorne, delantera



12 11 10 9 8 7 6 5 4 3 2 1

1 2 3 4 5 6 7 8 9 10 11 12

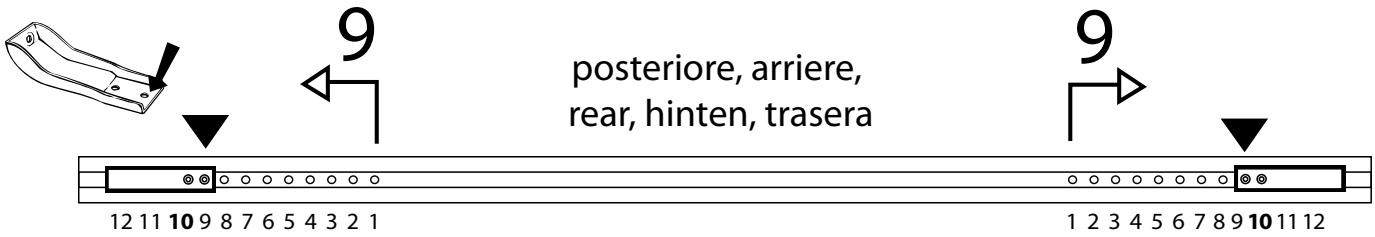


# MOCSKT 0418

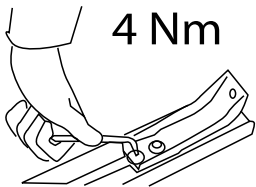
!!!



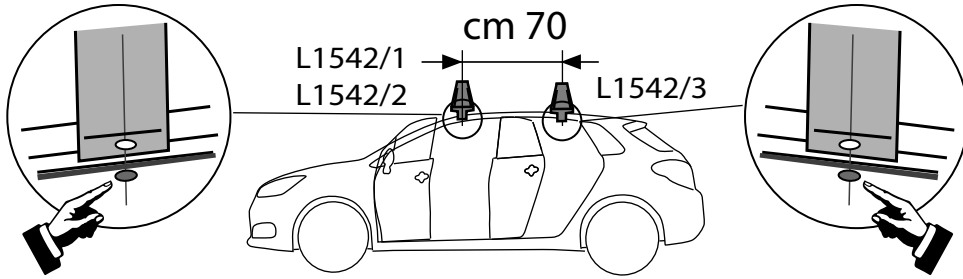
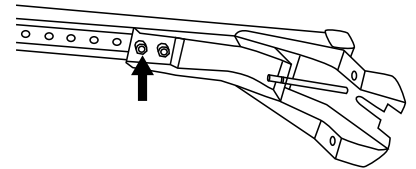
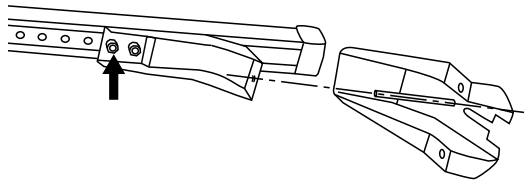
**MOCSRROAC0011 cm 124**  
**MOCSRROAL0007 cm 124**



posteriore, arriere,  
 rear, hinten, trasera



4 Nm



cm 70

L1542/1  
 L1542/2

L1542/3



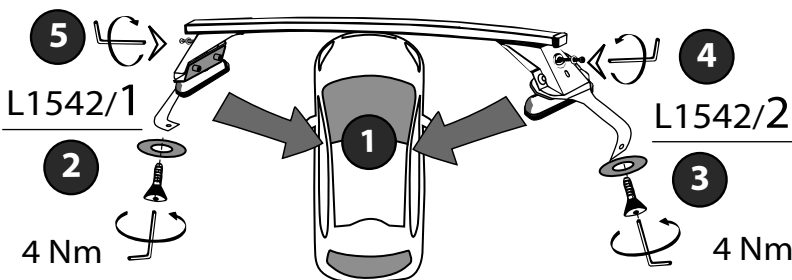
I-sez. tetto vettura  
 GB-roof section  
 E-seccion del techo

RCRD8Q

RCVM6X14FSx

!!!

filetto sinistro  
 left-hand thread



L1542/1

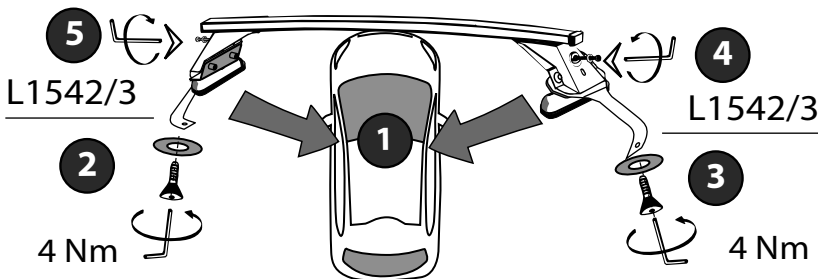
L1542/2

2

3

4 Nm

4 Nm



L1542/3

L1542/3

2

3

4 Nm

4 Nm

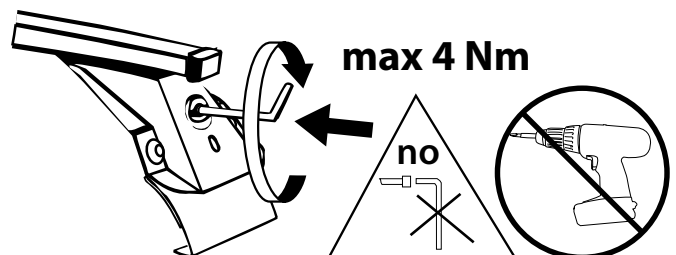
I - Per stringere, usare la chiave come indicato nel disegno. (Non si assumono responsabilità per danni causati dall'impiego di chiavi diverse da quella in dotazione al prodotto).

F - Pour serrer, utiliser la clé comme indiqué ci dessous.

GB - To tighten please use the wrench as per the drawing.

D - Zum Anziehen benutzen Sie bitte den Inbusschlüssel, nur wie auf dem Bild dargestellt.

E - Para el correcto ajuste, utilizar la llave fija tal y como se indica en la imagen



max 4 Nm

no