

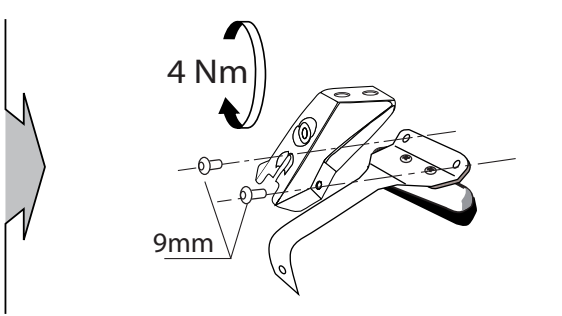
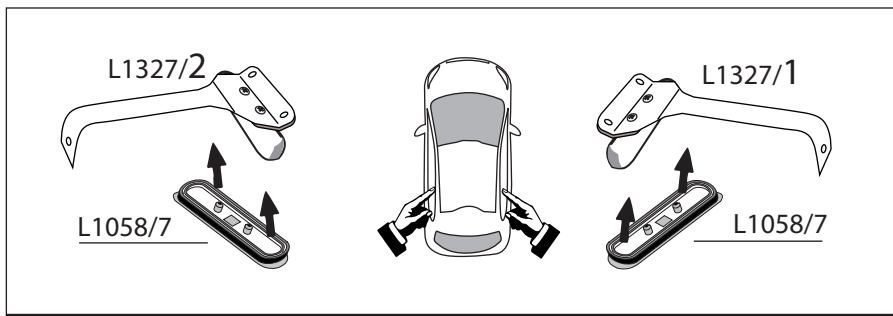
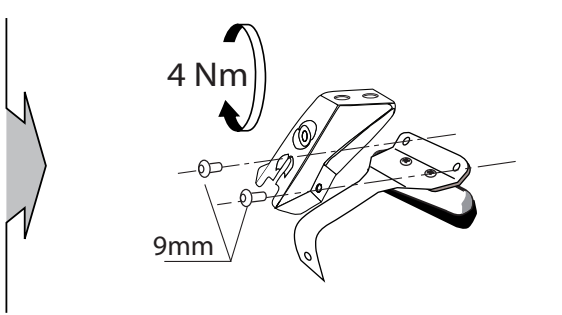

ŠKODA Scala model 2019

Patent pending
MOCSKT 0400

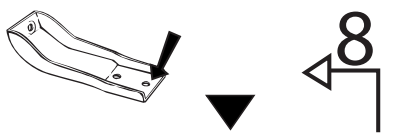
MOCSRROAL0006 cm 110
MOCSRROAC0010 cm 110




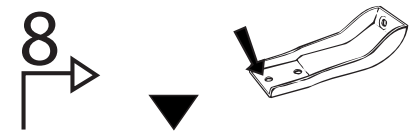
| | | |
|-----------------------------|------------------------------|------------------------------|
| <p>1 - L1367/1 ant. sx.</p> | <p>1 - L1327/2 post. sx.</p> | <p>4 - L1058/7</p> |
| <p>1 - L1367/2 ant. dx.</p> | <p>1 - L1327/1 post. dx.</p> | <p>4 - RCVM6X14TSQ 14 mm</p> |
| | | <p>4 - RCRD8Q</p> |
| | | <p>8 - RCVM6X9Q</p> |
| | | <p>1 - RCBR5</p> |
| | | <p>1 - RCBR4</p> |



MOCSRROAC0010 cm 110
MOCSRROAL0006 cm 110



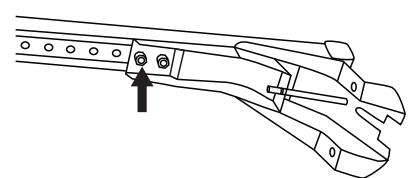
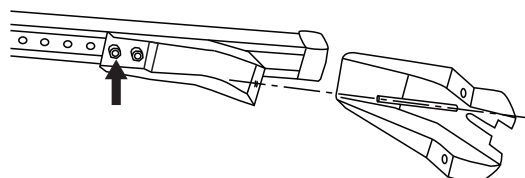
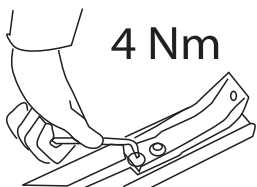
anteriore, avant, front,
vorne, delantera; n: 8 + 8




12 11 10 9 8 7 6 5 4 3 2 1

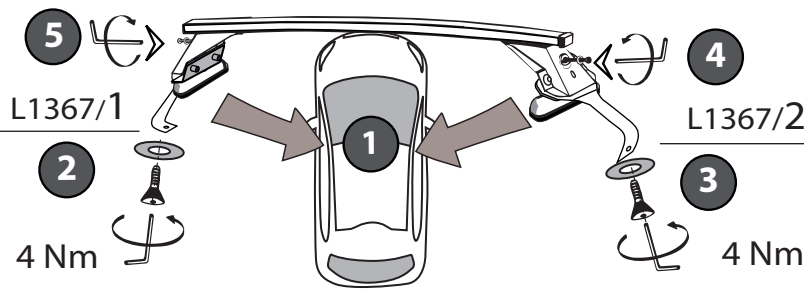
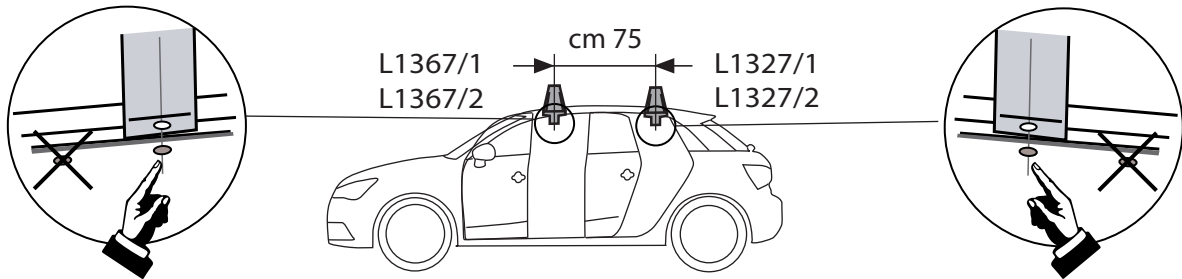
1 2 3 4 5 6 7 8 9 10 11 12

posteriore, arriere, rear, hinten; trasera; n: 8 + 8





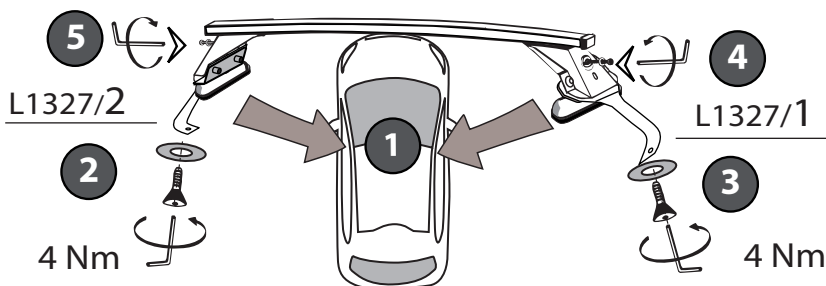
MOCSRROAC0010 cm 110
MOCSRROAL0006 cm 110



I-sez. tetto vettura
 GB-roof section
 E-seccion del techo

RCRD8Q

RCVM6X14TSQ



I - Per stringere, usare la chiave come indicato nel disegno. (Non si assumono responsabilità per danni causati dall'impiego di chiavi diverse da quella in dotazione al prodotto).

F - Pour serrer, utiliser la clé comme indique ci dessous.

GB - To tighten please use the wrench as per the drawing.

D - Zum Anziehen benutzen Sie bitte den Inbusschlüssel, nur wie auf dem Bild dargestellt.

E - Para el correcto ajuste, utilizar la llave fija tal y como se indica en la imagen

