

VOLKSWAGEN Polo 2017

5 porte / doors

MOCRR0AC0010 cm 110

MOCRR0AL0006 cm 110

Patent pending

MOSKT 0370



	1 - L1169/47 1 - L1169/37			2 - L1319/2	
4 - L1058/7		2 - RCVM6X16TSQ		16 mm	2 - RC20200026
2 - L1315/6		2 - RCRD8Q		1 - RCBR5	
		8 - RCVM6X9Q		1 - RCBR4	

L1169/47 **L1169/37**

L1315/6 + L1058/7 **L1315/6 + L1058/7**

4 Nm

9mm

L1319/2 **L1319/2**

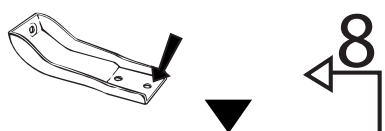
L1058/7 **L1058/7**

4 Nm


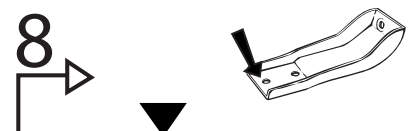
9mm



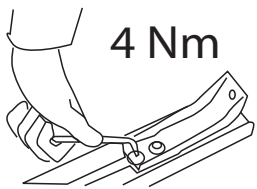
MOCRR0AC0010 cm 110
MOCRR0AL0006 cm 110



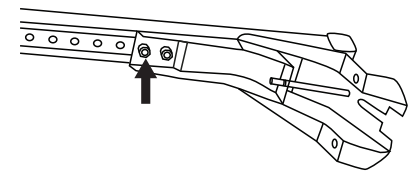
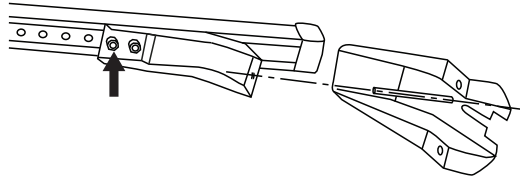
anteriore, avant, front,
vorne, delantera



MOCSKT 0370



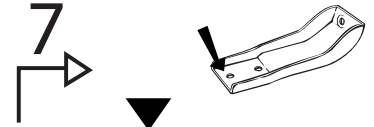
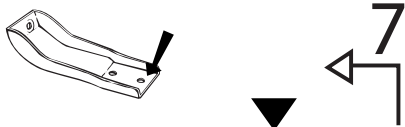
4 Nm




!!!



MOCSRR0AC0010 cm 110
MOCSRR0AL0006 cm 110

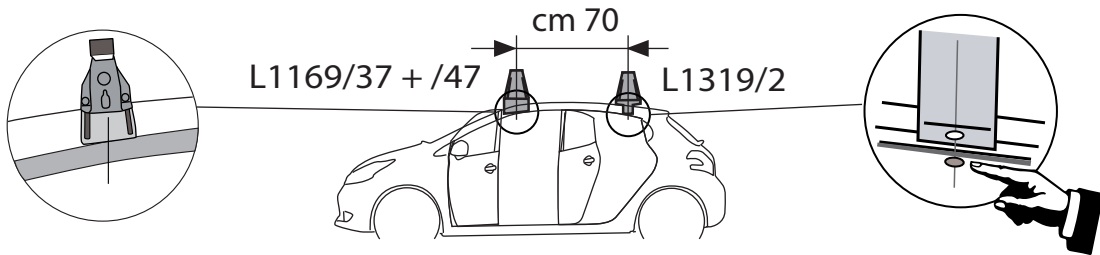


posteriore, arriere,
rear, hinten, trasera



12111098 7 6 5 4 3 2 1

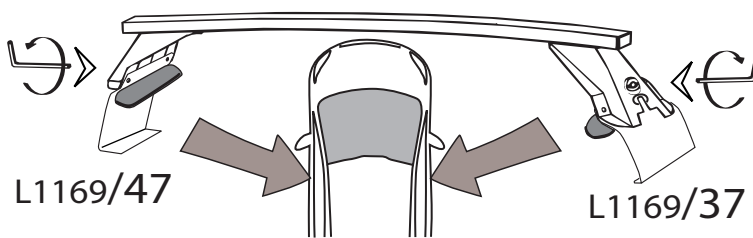
1 2 3 4 5 6 7 8 9 10 11 12



L1169/37 + /47

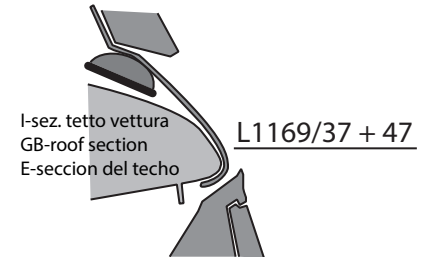
cm 70

L1319/2



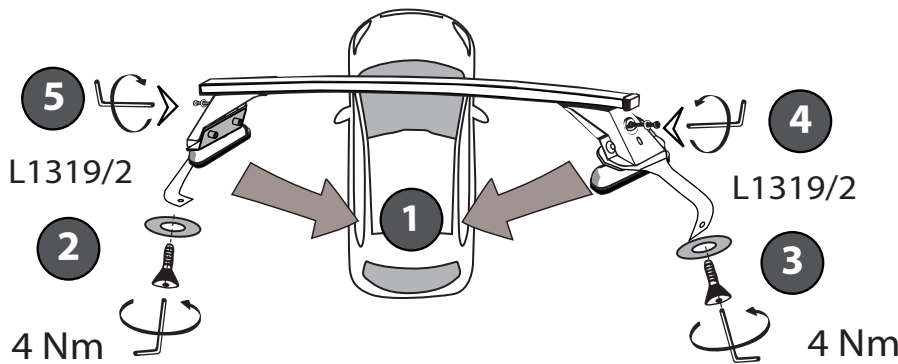
L1169/47

L1169/37



I-sez. tetto vettura
GB-roof section
E-seccion del techo

L1169/37 + 47



L1319/2

L1319/2

4 Nm

4 Nm



I-sez. tetto vettura
GB-roof section
E-seccion del techo

RCRD8Q

RCVM6X16TSQ

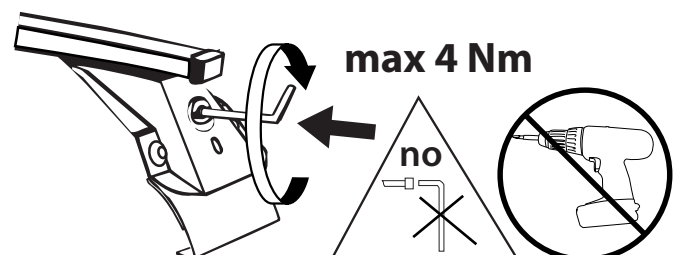
I - Per stringere, usare la chiave come indicato nel disegno. (Non si assumono responsabilità per danni causati dall'impiego di chiavi diverse da quella in dotazione al prodotto).

F - Pour serrer, utiliser la clé comme indique ci dessous.

GB - To tighten please use the wrench as per the drawing.

D - Zum Anziehen benutzen Sie bitte den Inbusschlüssel, nur wie auf dem Bild dargestellt.

E - Para el correcto ajuste, utilizar la llave fija tal y como se indica en la imagen



max 4 Nm

no