







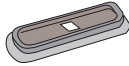
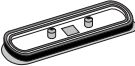



# FORD Fiesta 5 porte/doors model 2017


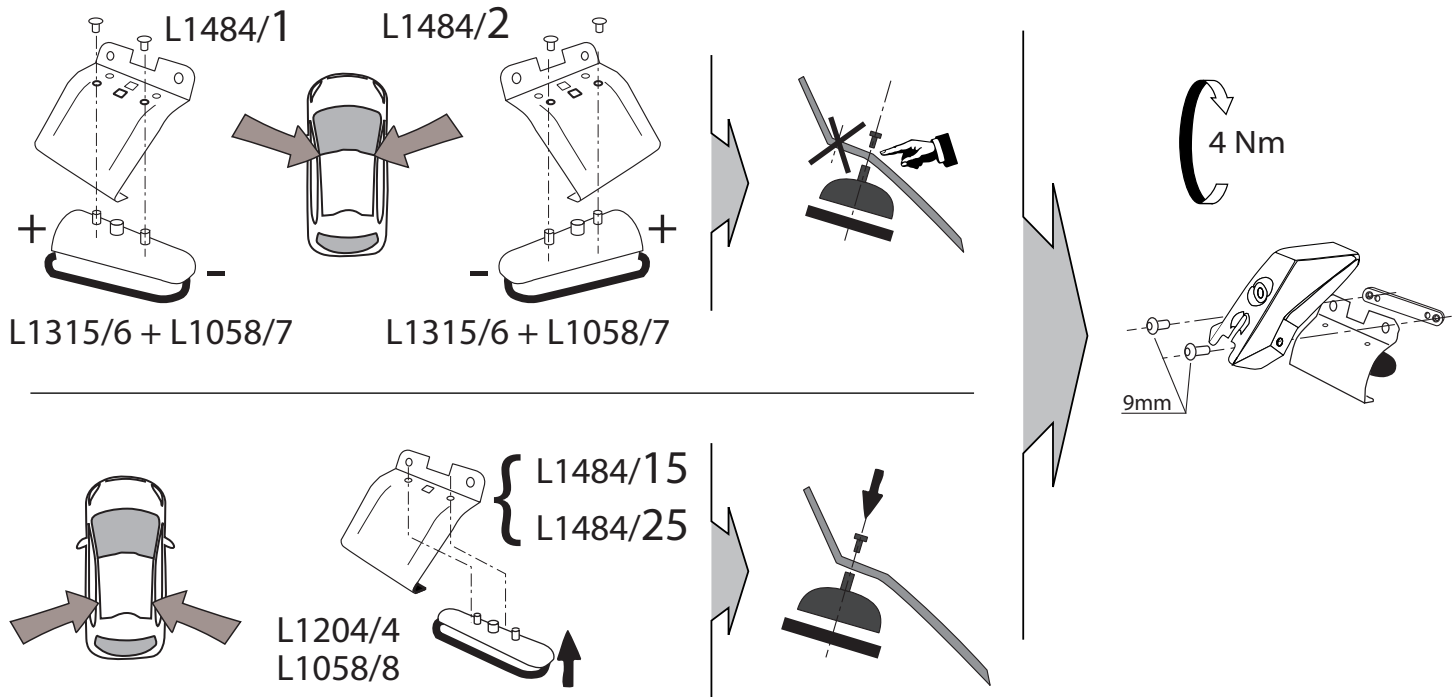
## MOCSKT 0363

### MOCSRROAC0010 cm 110

### MOCSRROAL0006 cm 110



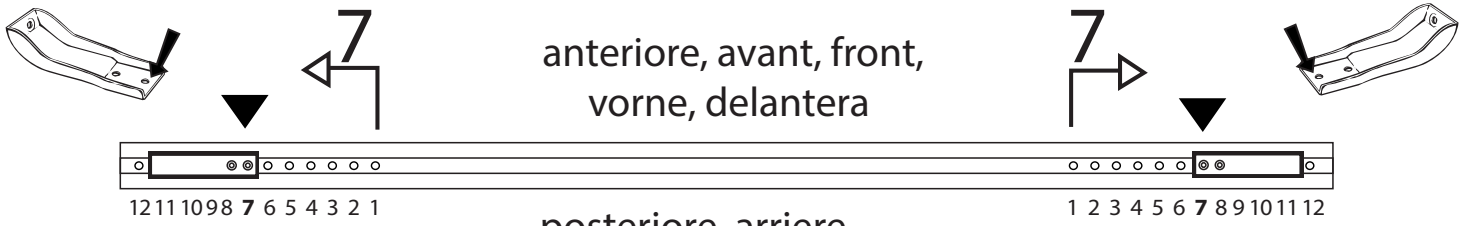
1 - L1484/1 ant. sx  1 - L1484/2 ant. dx  2 - L1315/6 	1 - L1484/15 post. dx  1 - L1484/25 post. sx  2 - L1204/4 	2 - L1058/8  2 - L1058/7  4 - RC20200026 	8 - RCVM6X9Q  1 - RCBR5 
--	--	---	---



**MOCSRROAC0010 cm 110**  
**MOCSRROAL0006 cm 110**

anteriore, avant, front,  
vorne, delantera

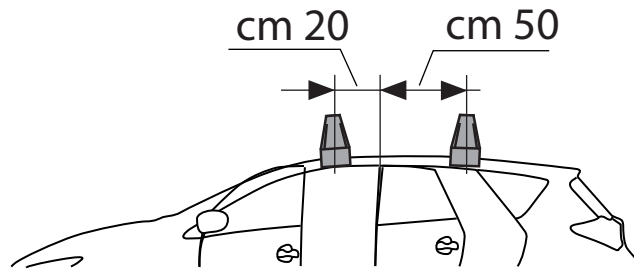
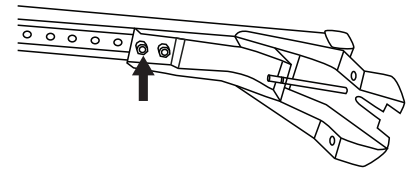
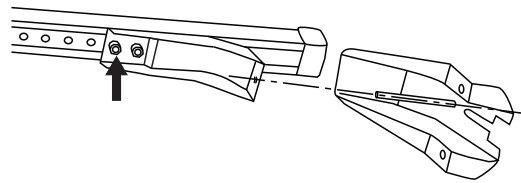
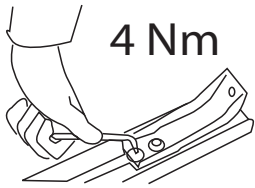
posteriore, arriere,  
rear, hinten, trasera



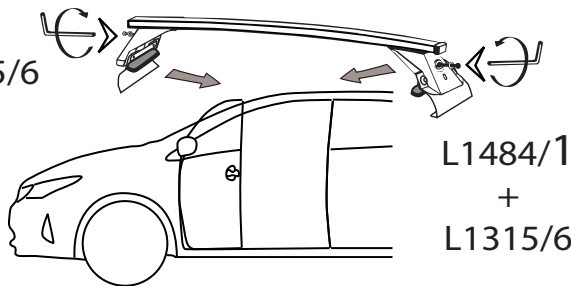
12111098 7 6 5 4 3 2 1

1 2 3 4 5 6 7 8 9 10 11 12


# MOCSKT 0363



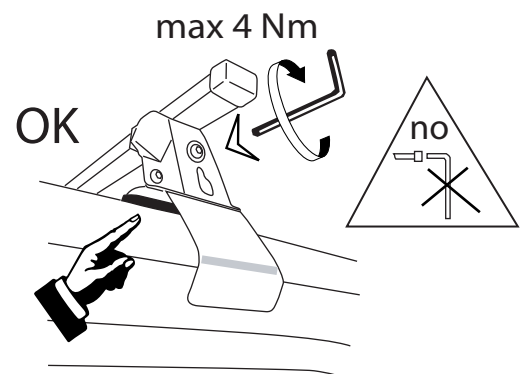

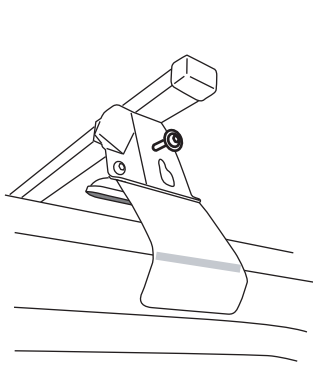
L1484/2  
+  
L1315/6



L1484/15  
+  
L1204/4



L1484/25  
+  
L1204/4



I - Per stringere, usare la chiave come indicato nel disegno. (Non si assumono responsabilità per danni causati dall'impiego di chiavi diverse da quella in dotazione al prodotto).  
F - Pour serrer, utiliser la clé comme indique ci dessous.

GB - To tighten please use the wrench as per the drawing.  
D - Zum Anziehen benutzen Sie bitte den Inbusschlüssel, nur wie auf dem Bild dargestellt.  
E - Para el correcto ajuste, utilizar la llave fija tal y como se indica en la imagen

