

SEAT Ibiza 2017

Patent pending
MOCSKT 0361

MOCSRR0AC0010 cm 110

MOCSRR0AL0006 cm 110



	1 - L1358/2			1 - L1209/15	
	1 - L1358/1			1 - L1209/25	
4 - L1058/7		2 - RCVM6X16TSQ		2 - RC20200026	
			16 mm		
2 - L1315/6		2 - RCRD8Q		1 - RCBR5	
	21			1 - RCBR4	
		8 - RCVM6X9Q			

L1358/1

L1358/2

L1058/7

4 Nm

9mm

L1209/25


L1209/15

L1315/6 + L1058/7

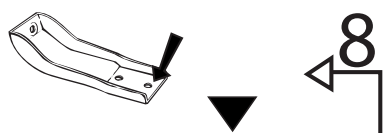
L1315/6 + L1058/7

4 Nm


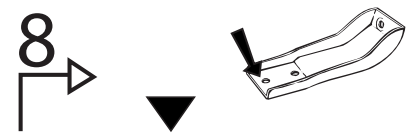
9mm



MOCSRR0AC0010 cm 110
MOCSRR0AL0006 cm 110



anteriore, avant, front,
 vorne, delantera

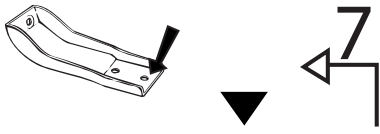


MOCSKT 0361

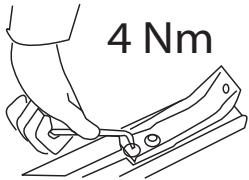

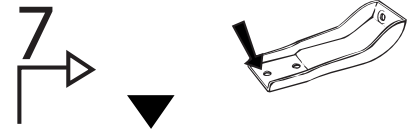
!!!



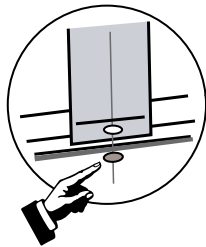
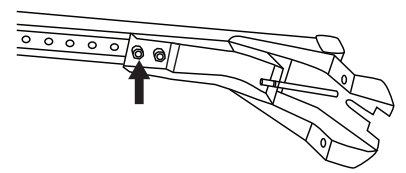
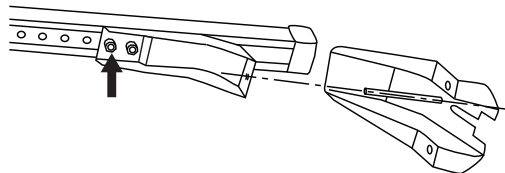
MOCSRR0AC0010 cm 110
MOCSRR0AL0006 cm 110



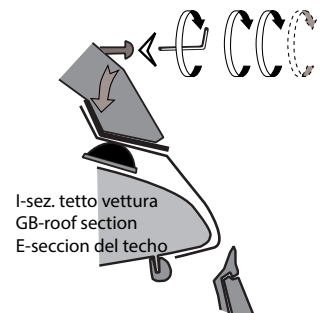
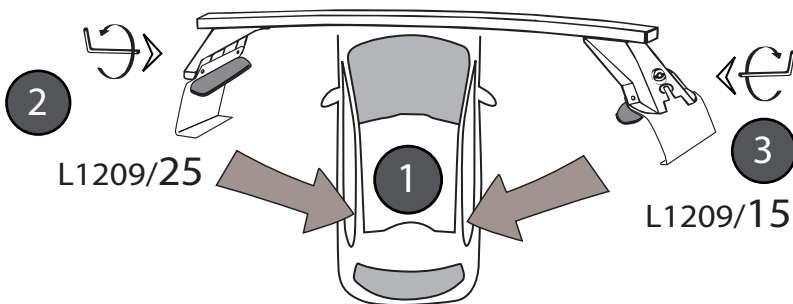
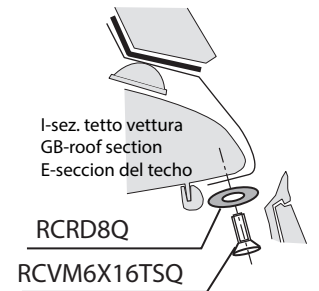
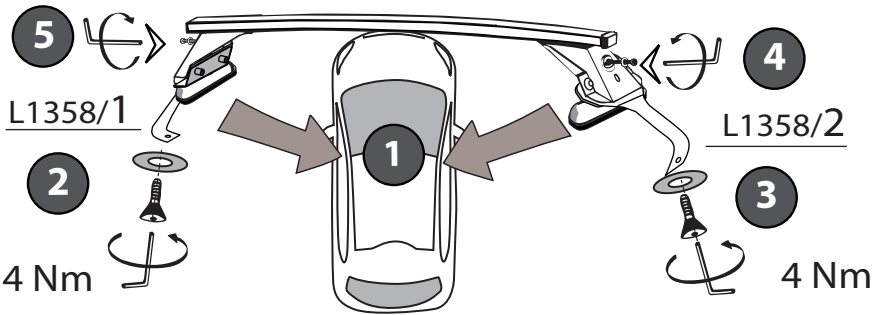
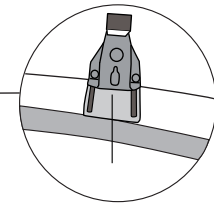
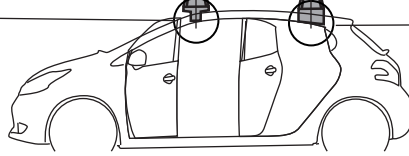
posteriore, arriere,
 rear, hinten, trasera



4 Nm



cm 70
 L1358 L1209



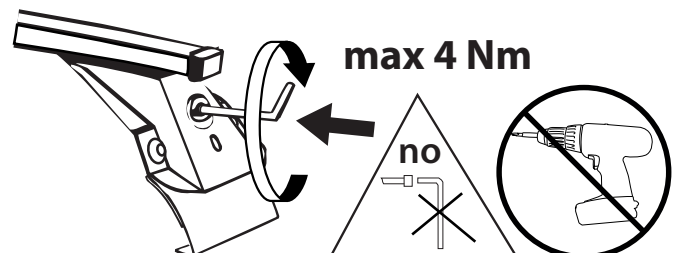
I - Per stringere, usare la chiave come indicato nel disegno. (Non si assumono responsabilità per danni causati dall'impiego di chiavi diverse da quella in dotazione al prodotto).

F - Pour serrer, utiliser la clé comme indique ci dessous.

GB - To tighten please use the wrench as per the drawing.

D - Zum Anziehen benutzen Sie bitte den Inbusschlüssel, nur wie auf dem Bild dargestellt.

E - Para el correcto ajuste, utilizar la llave fija tal y como se indica en la imagen



MODULA
 case system

email: modulacs@modulacs.com
 web site: www.modulacs.com

Modula s.r.l.
 Loc. Penisola, 20/A
 61026 Piandimeleto (PU) ITALY
 phone +39 0722/700070
 fax +39 0722/720017

21-09-2017