

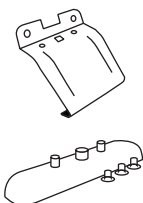
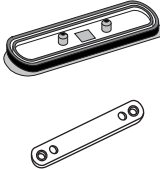

SUZUKI Swift model 2017

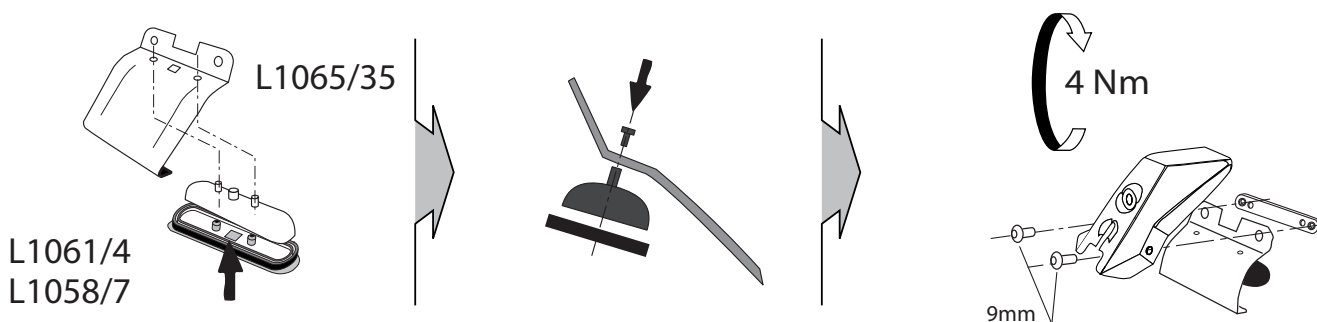
MOC SKT 0358

MOC SRR0AC0010 cm 110


MOC SRR0AL0006 cm 110



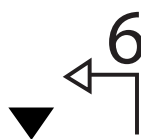
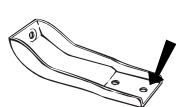
4 - L1065/35 4 - L1061/4		4 - L1058/7 4 - RC20200026		8 - RCVM6X9Q 1 - RCBR5	
-----------------------------	---	-------------------------------	--	---------------------------	---



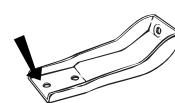

!!!



MOC SRR0AC0010 cm 110
MOC SRR0AL0006 cm 110



anteriore, avant, front,
vorne, delantera

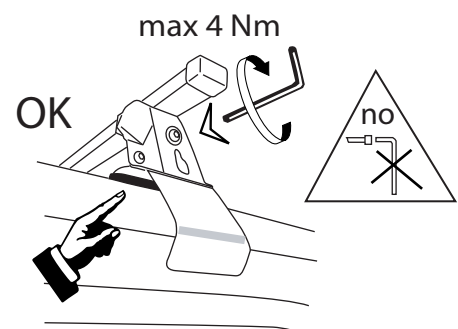
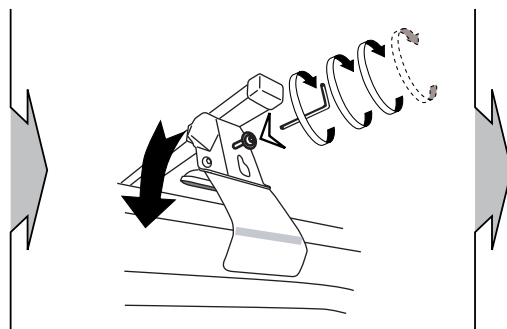
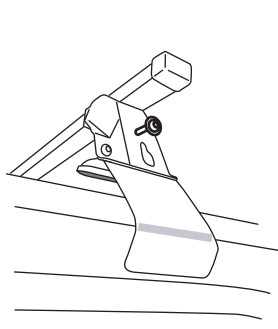
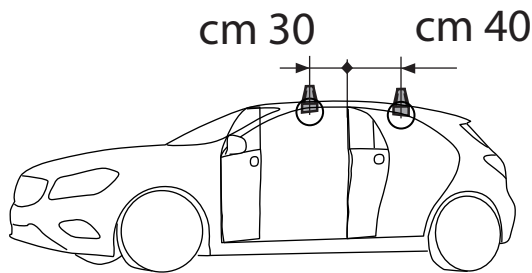
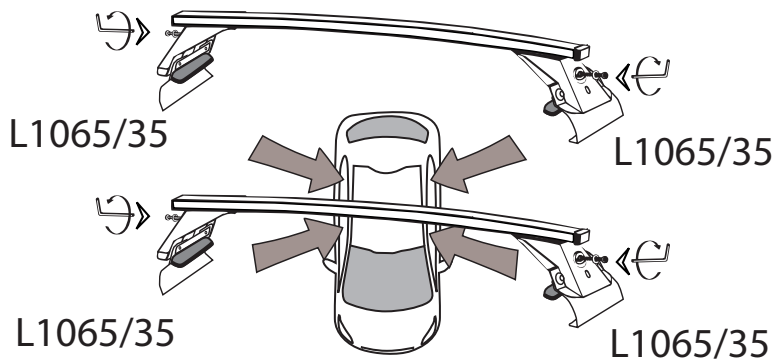
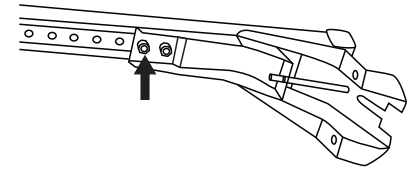
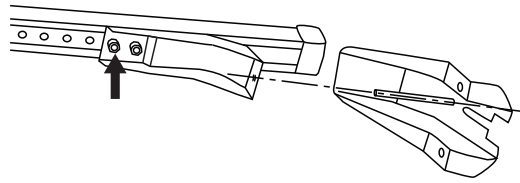
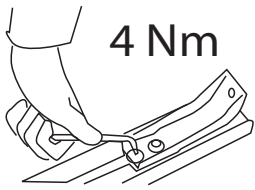


12 11 10 9 8 7 6 5 4 3 2 1

posteriore, arriere,
rear, hinten, trasera

1 2 3 4 5 6 7 8 9 10 11 12

MOCSKT 0358



I - Per stringere, usare la chiave come indicato nel disegno. (Non si assumono responsabilità per danni causati dall'impiego di chiavi diverse da quella in dotazione al prodotto).
F - Pour serrer, utiliser la clé comme indiqué ci dessous.

GB - To tighten please use the wrench as per the drawing.
D - Zum Anziehen benutzen Sie bitte den Inbusschlüssel, nur wie auf dem Bild dargestellt.
E - Para el correcto ajuste, utilizar la llave fija tal y como se indica en la imagen

