

# KIA Optima model 2016


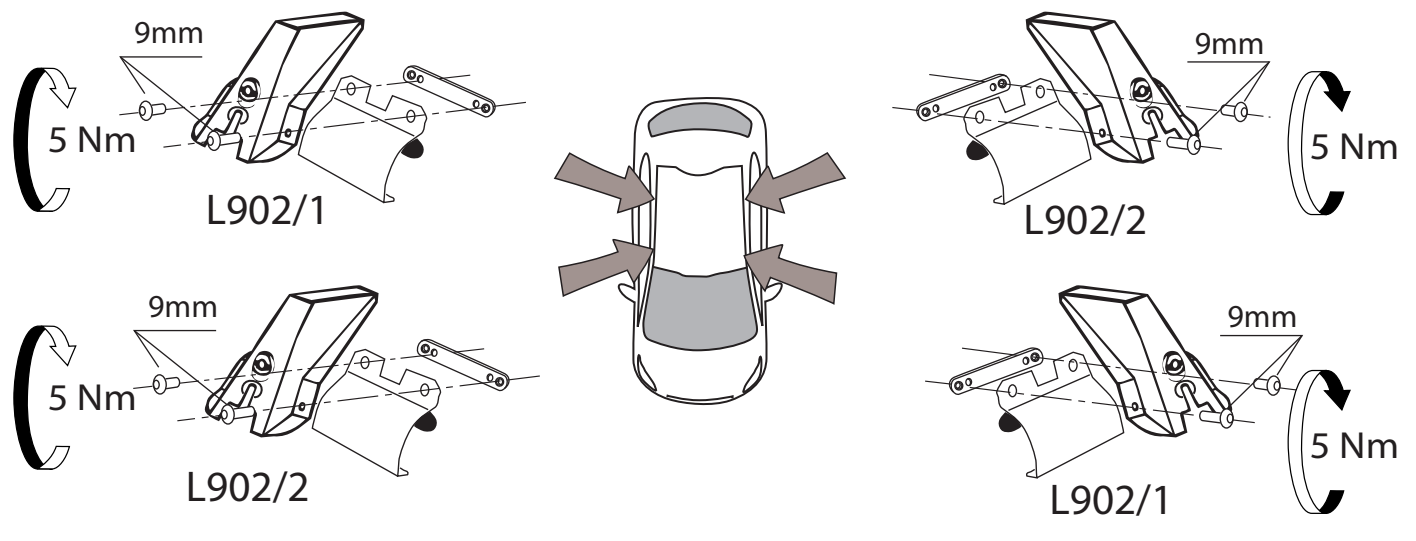
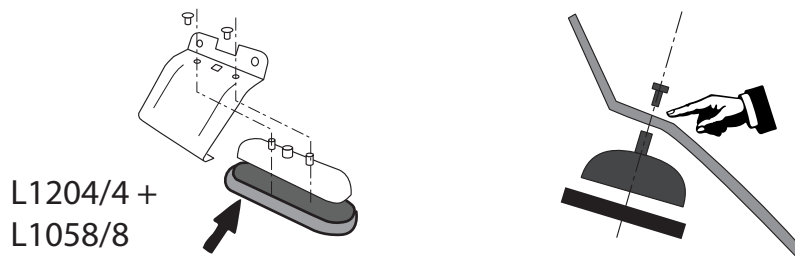
**MOCSKT 0354**

**MOCSRROAC0010 cm 110**

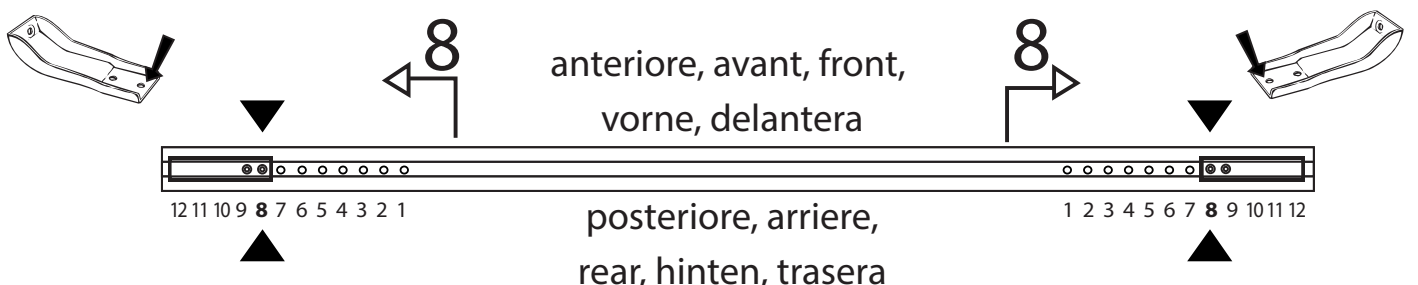
**MOCSRROAL0006 cm 110**



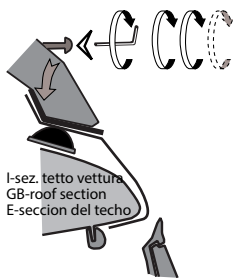
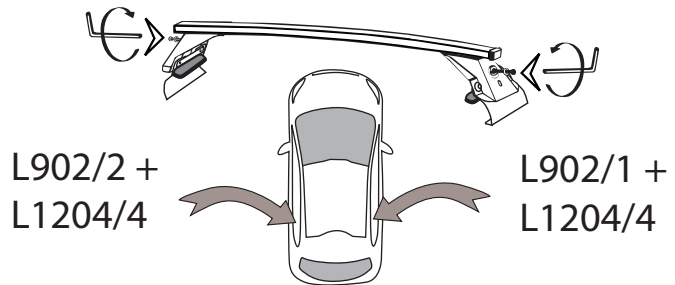
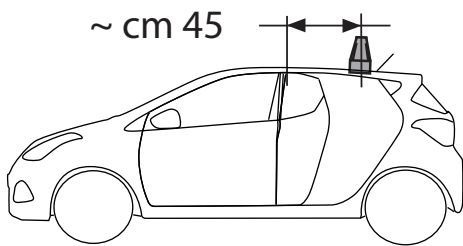
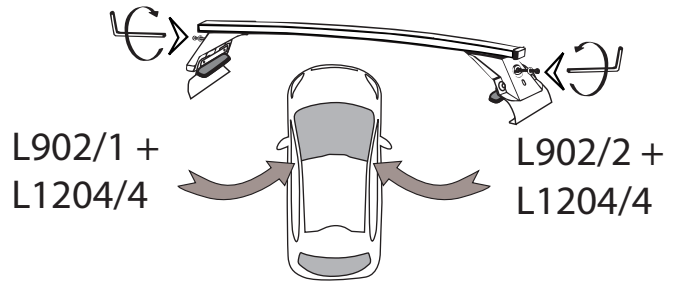
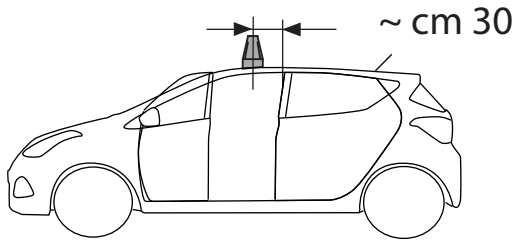
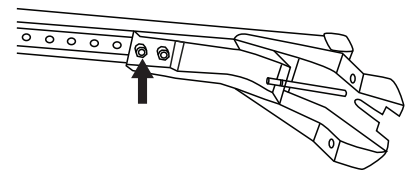
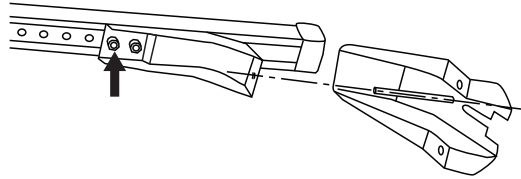
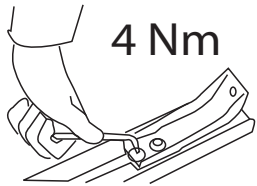
2 - L902/1 ant. sx + post dx  2 - L902/2 ant. dx + post sx		4 - L1204/4  4 - L1058/8		8 - RCVM6X9Q  4 - RC20200026  1 - RCBR5	
--	--	--------------------------------	--	---	--



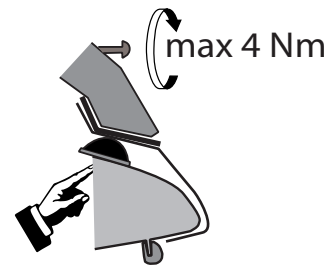
**MOCSRROAC0010 cm 110**  
**MOCSRROAL0006 cm 110**



# MOCSKT 0354



I-sez. tetto vettura  
GB-roof section  
E-seccion del techo



I - Per stringere, usare la chiave come indicato nel disegno. (Non si assumono responsabilità per danni causati dall'impiego di chiavi diverse da quella in dotazione al prodotto).  
F - Pour serrer, utiliser la clé comme indiqué ci dessous.

GB - To tighten please use the wrench as per the drawing.  
D - Zum Anziehen benutzen Sie bitte den Inbusschlüssel, nur wie auf dem Bild dargestellt.  
E - Para el correcto ajuste, utilizar la llave fija tal y como se indica en la imagen

