


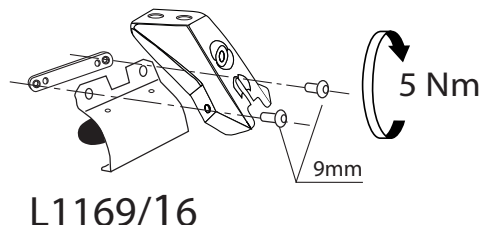
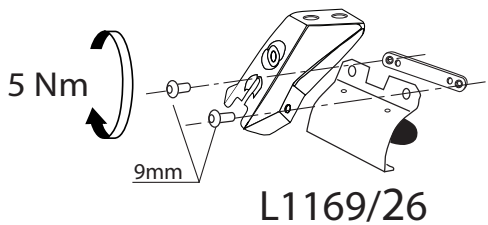
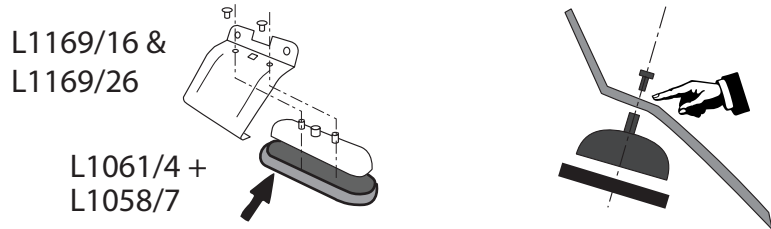
FORD Ka+ model 2016

MOCSKT 338

MOCSRROAC010 cm 110
MOCSRROAL006 cm 110

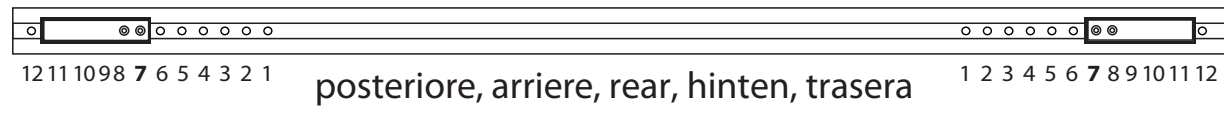
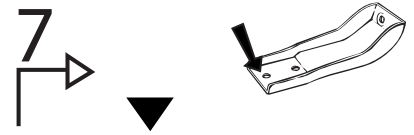
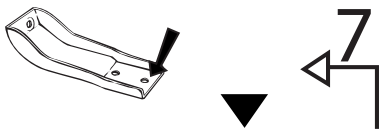


2 - L1169/16 ant. sx post. dx		4 - L1058/7		8 - RCVM6X9Q	
2 - L1169/26 ant. dx post. sx		4 - L1061/4		4 - RC20200026	
				1 - RCBR5	

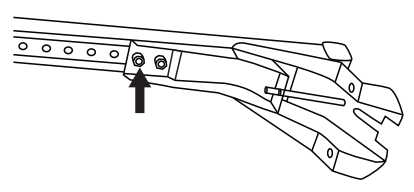
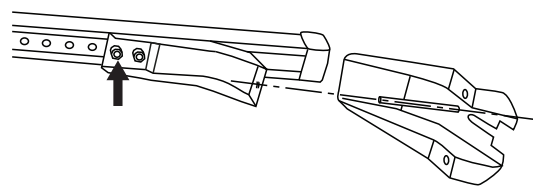
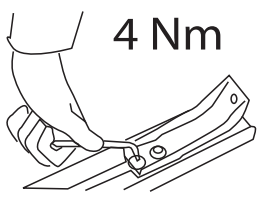


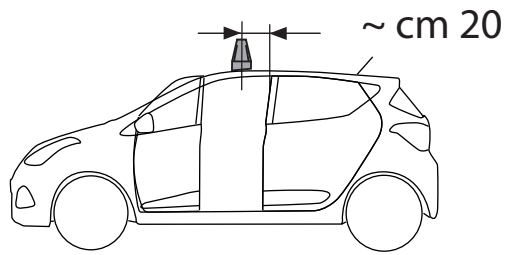
MOCSRROAC010 cm 110
MOCSRROAL006 cm 110

anteriore, avant, front,
vorne, delantera

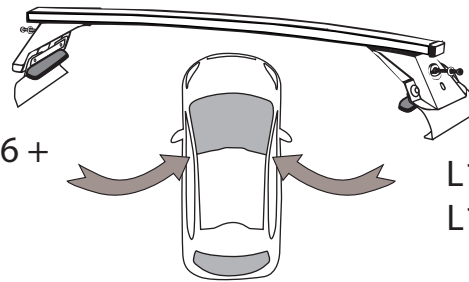


posteriore, arriere, rear, hinten, trasera

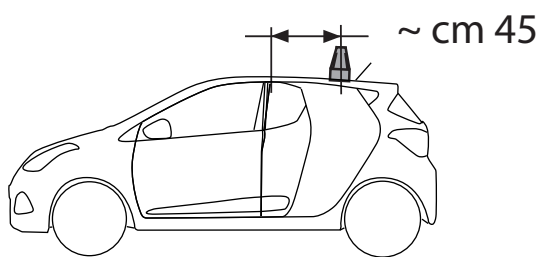




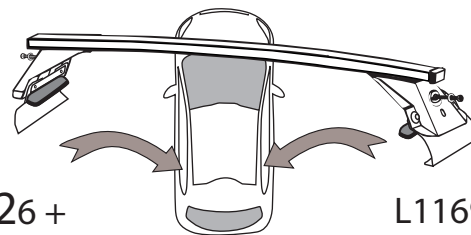
L1169/16 +
L1061/4



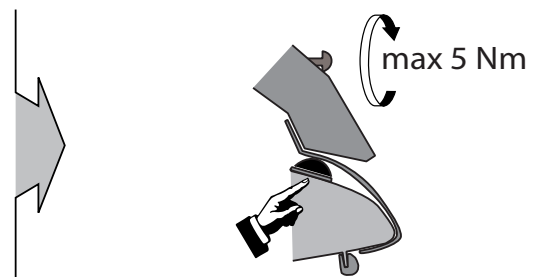
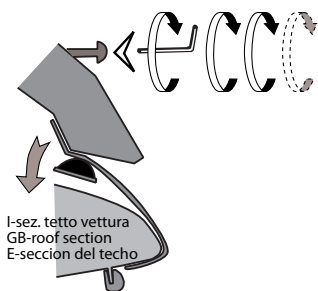
L1169/26 +
L1061/4



L1169/26 +
L1061/4

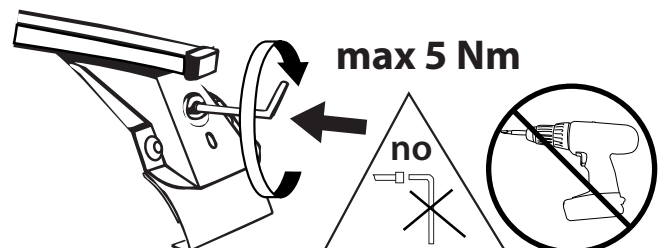


L1169/16 +
L1061/4



I - Per stringere, usare la chiave come indicato nel disegno. (Non si assumono responsabilità per danni causati dall'impiego di chiavi diverse da quella in dotazione al prodotto).
F - Pour serrer, utiliser la clé comme indique ci dessous.

GB - To tighten please use the wrench as per the drawing.
D - Zum Anziehen benutzen Sie bitte den Inbusschlüssel, nur wie auf dem Bild dargestellt.
E - Para el correcto ajuste, utilizar la llave fija tal y como se indica en la imagen



MODULA
case system

email: modulacs@modulacs.com
web site: www.modulacs.com

Modula s.r.l.
Loc. Penisola, 20/A
61026 Piandimeleto (PU) ITALY
phone +39 0722/700070
fax +39 0722/720017

03-11-2016