

SEAT Ibiza SportCoupé 3 porte model 2008


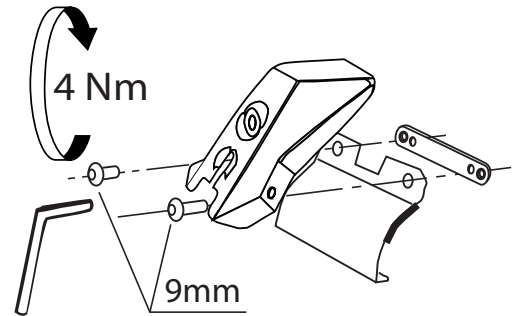
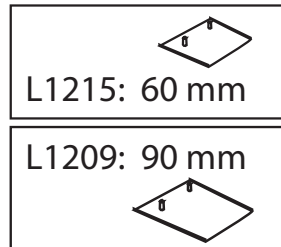
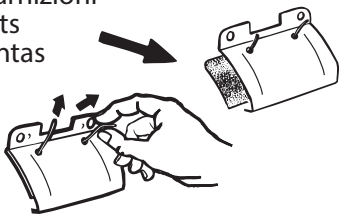
MOCSKT 303



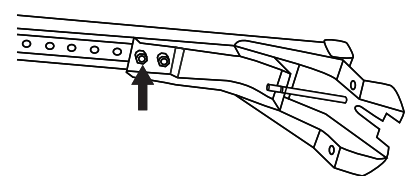
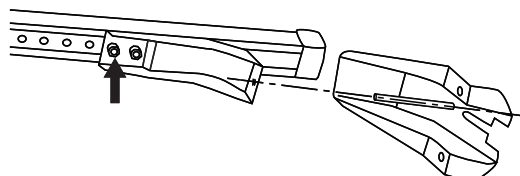
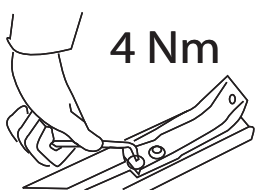
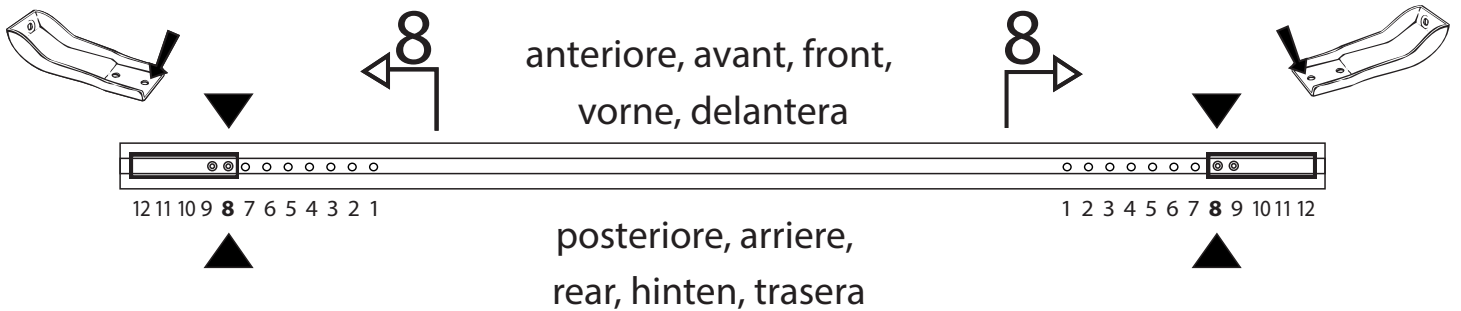
MOCSRR0AC010 cm 110
MOCSRR0AL006 cm 110

1 - L1215/1 ant sx		1 - L1209/1 post dx		2 - RC1500/60		4 - RC20200026	
1 - L1215/2 ant dx		1 - L1209/2 post sx		8 - RCVM6X9Q		1 - RCBR5	
		2 - RC1500/90		2 - RCVM6X12Q		1 - RCBR4	

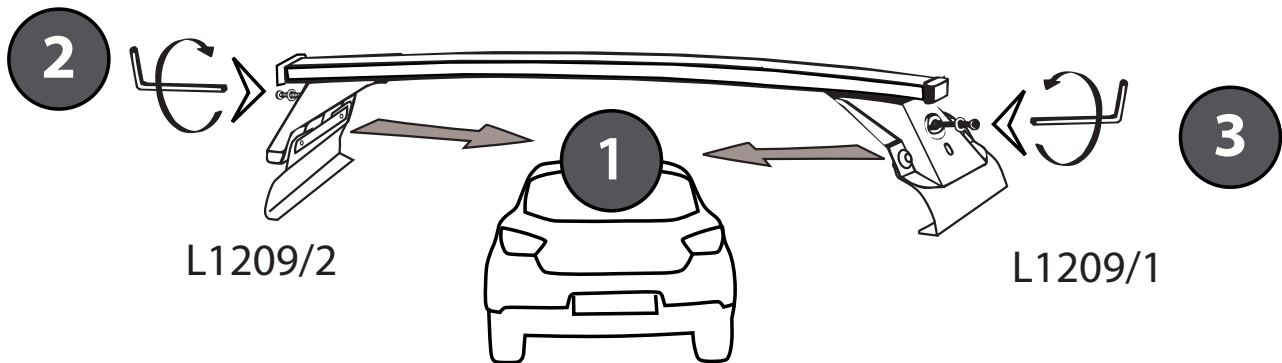
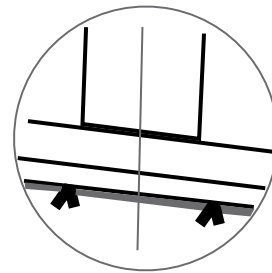
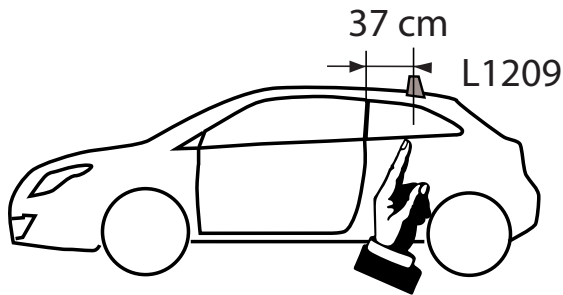
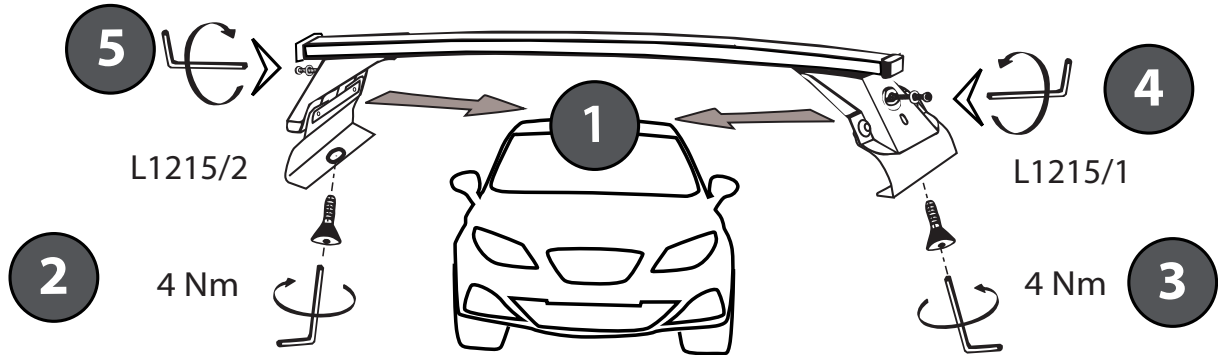
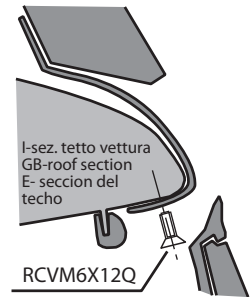
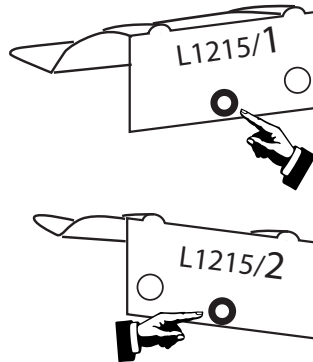

I-montare le guarnizioni
 GB-fit the gaskets
 E- montar las juntas



MOCSRR0AC010 cm 110
MOCSRR0AL006 cm 110



MOCSKT 303



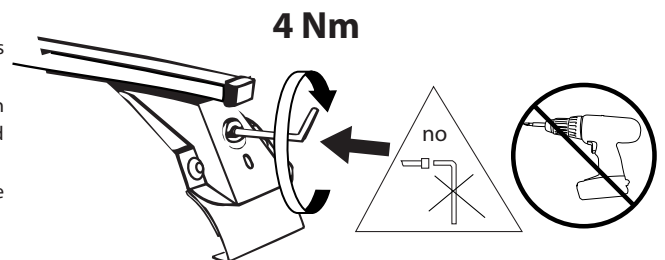
I - Per stringere, usare la chiave come indicato nel disegno. (Non si assumono responsabilità per danni causati dall'impiego di chiavi diverse da quella in dotazione al prodotto).

F - Pour serrer, utiliser la clé comme indique ci dessous.

GB - To tighten please use the wrench as per the drawing.

D - Zum Anziehen benutzen Sie bitte den Inbusschlüssel, nur wie auf dem Bild dargestellt.

E - Para el correcto ajuste, utilizar la llave fija tal y como se indica en la imagen



MODULA
case system

email: modulacs@modulacs.com
web site: www.modulacs.com

Modula s.r.l.
Loc. Penisola, 20/A
61026 Piandimeleto (PU) ITALY
phone +39 0722/700070
fax +39 0722/720017

18-01-2016