

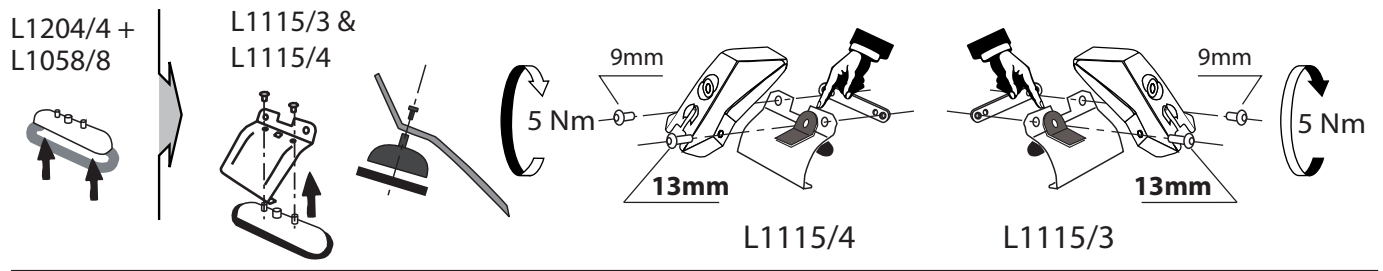
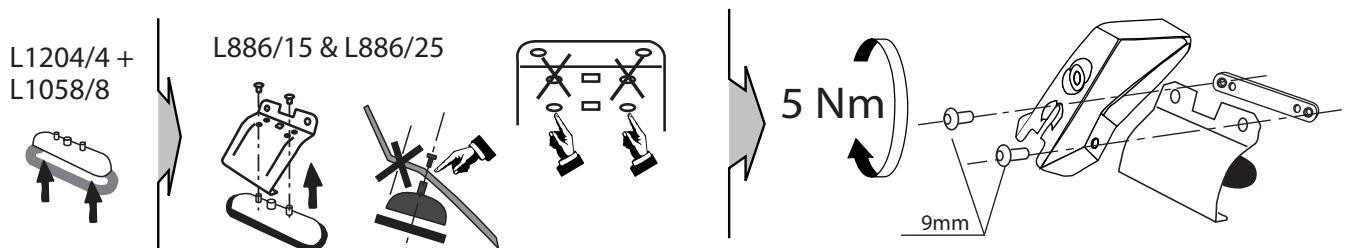
CITROËN C1 II 5 doors 2014
 PEUGEOT 108 5 doors 2014
 TOYOTA Aygo II 5 doors 2014

MOCSKT 278

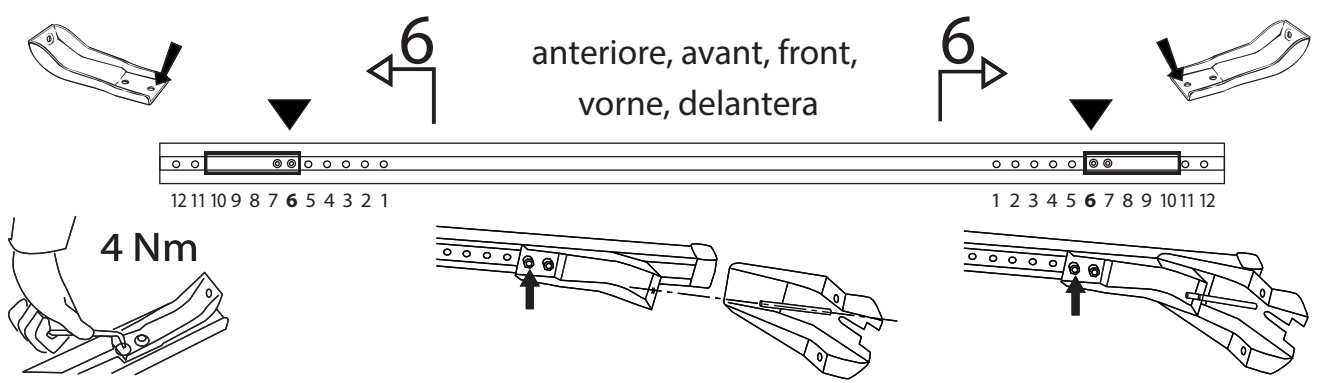


MOCSRROAC010 cm 110
MOCSRROAL006 cm 110

1 - L886/15 ant sx		1 - L1115/3 post dx		4 - L1204/4		2 - RCVM6X13Q	
1 - L886/25 ant dx		1 - L1115/4 post sx		4 - L1058/8		6 - RCVM6X9Q	
				2 - RC20011935		4 - RC20200026	
						1 - RCBR5	

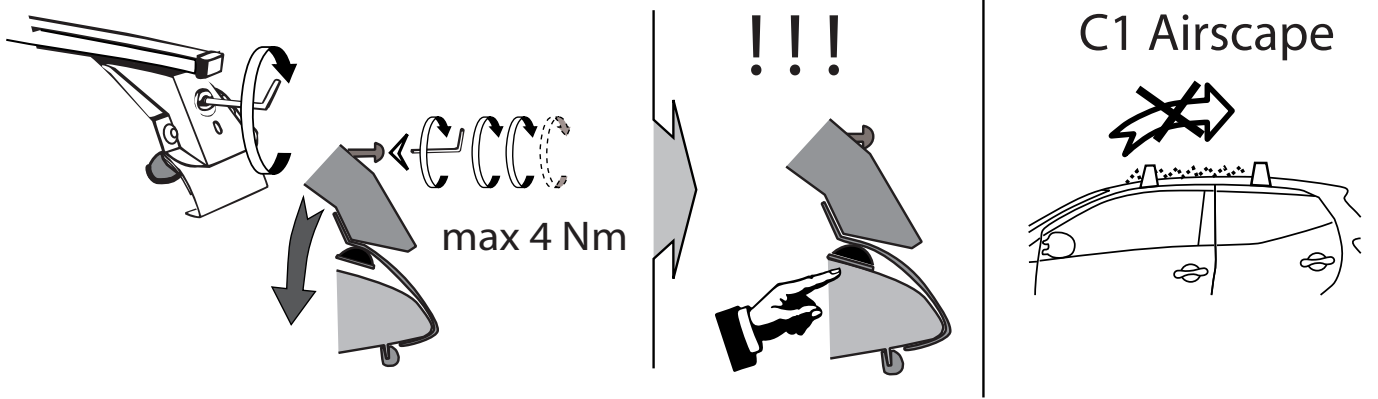
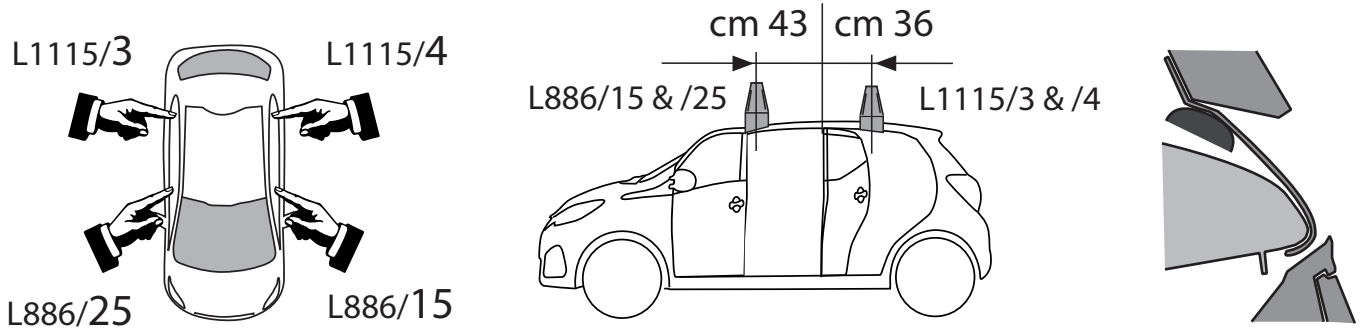
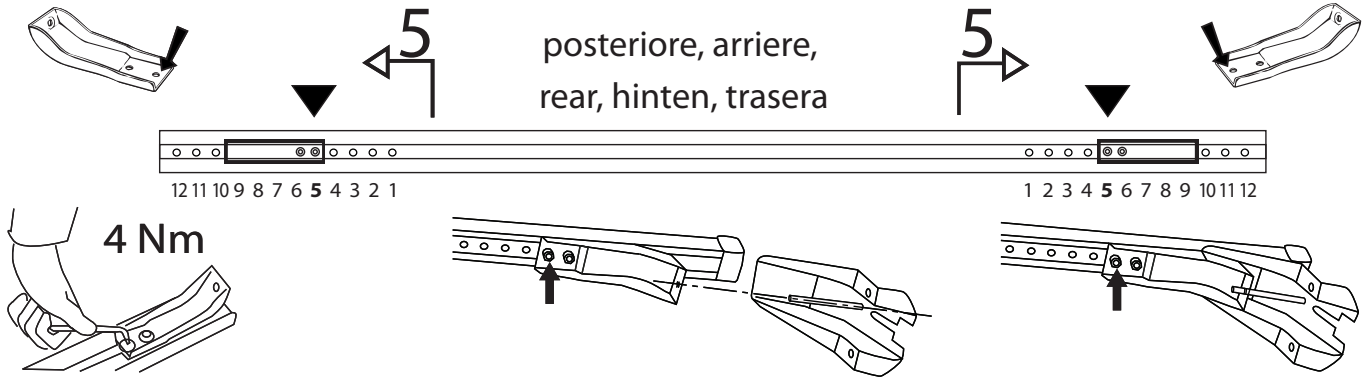


MOCSRROAC010 cm 110
MOCSRROAL006 cm 110





MOCSRR0AC010 cm 110 MOCSRR0AL006 cm 110



I - Per stringere, usare la chiave come indicato nel disegno. (Non si assumono responsabilità per danni causati dall'impiego di chiavi diverse da quella in dotazione al prodotto).
F - Pour serrer, utiliser la clé comme indique ci dessous.

GB - To tighten please use the wrench as per the drawing.
D - Zum Anziehen benutzen Sie bitte den Inbusschlüssel, nur wie auf dem Bild dargestellt.
E - Para el correcto ajuste, utilizar la llave fija tal y como se indica en la imagen

