

JAGUAR XF model 2007

MOSKIT 212

MOSKRR0AC011 cm 124

MOSKRR0AL007 cm 124



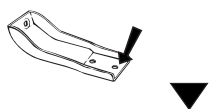
2 - L1148/1 ant. sx post. dx				
2 - L1148/2 ant.dx post. sx				
4 - RC1500/95				
8 - RCVM6X9Q				
4 - RC20200026				
1 - RCBR5				

4 Nm

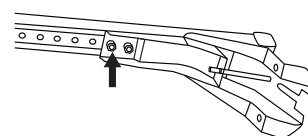
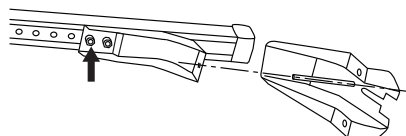
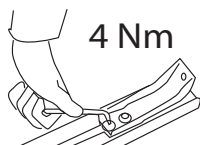

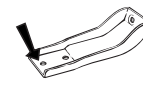
9mm




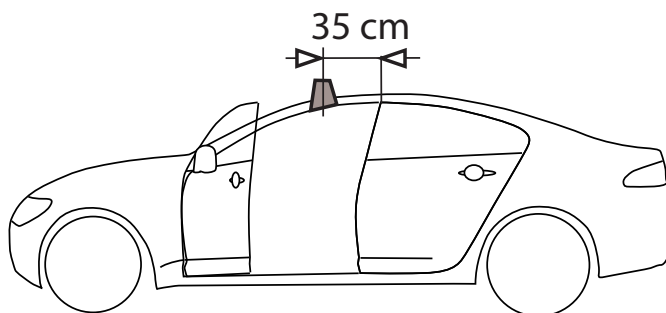
MOSKRR0AC011 cm 124
MOSKRR0AL007 cm 124



anteriore, avant, front,
vorne, delantera



I-montare la
barra anteriore.
GB- fit the front bar.
E- ajustar la
barra frontal.



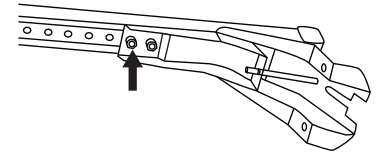
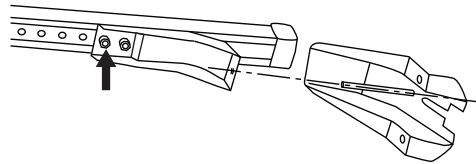
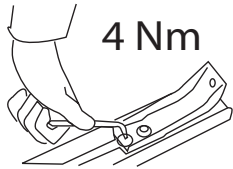
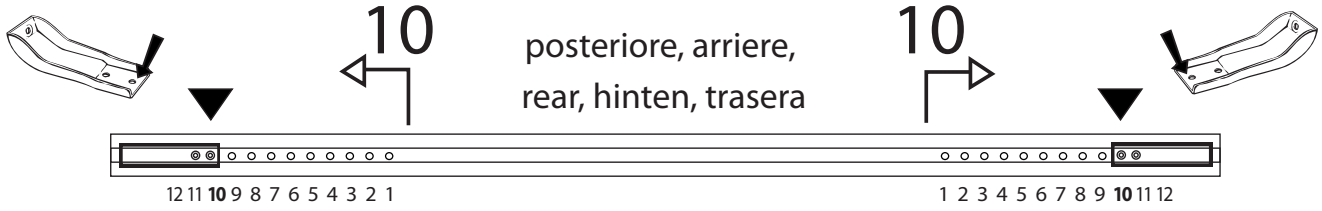
I - sez. tetto vettura
GB - roof section
E - seccion del techo




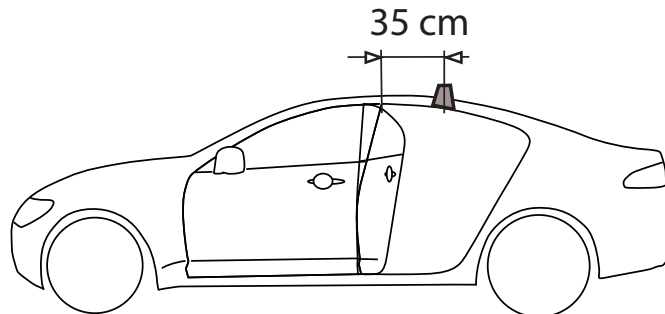


MOCSRR0AC011 cm 124
MOCSRR0AL007 cm 124

MOCSKT 212



I-montare la barra posteriore
 GB-fit the rear bar
 E- ajustar la barra trasera



I - Per stringere, usare la chiave come indicato nel disegno. (Non si assumono responsabilità per danni causati dall'impiego di chiavi diverse da quella in dotazione al prodotto).
 F - Pour serrer, utiliser la clé comme indique ci dessous.

GB - For tightening, please use the wrench as per the drawing.
 D - Zum Anziehen benutzen Sie bitte den Inbusschlüssel, nur wie auf dem Bild dargestellt.
 E - Para el correcto ajuste, utilizar la llave fija tal y como se indica en la imagen

