

ŠKODA Fabia Wagon / Combi

no rails model 2007

MOCSKT 080

MOCSRROAC010 cm 110
MOCSRROAL006 cm 110

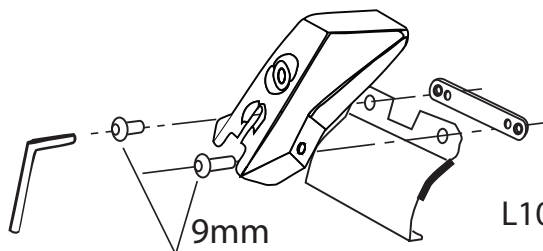



2 - L1036 ant 	2 - L1297/5 	4 - RC20200026 	4 - RCVM6X13Q
2 - L1036/3 post 	4 - RC1500/60 	4 - RCVM6X9Q 	1 - RCBR5

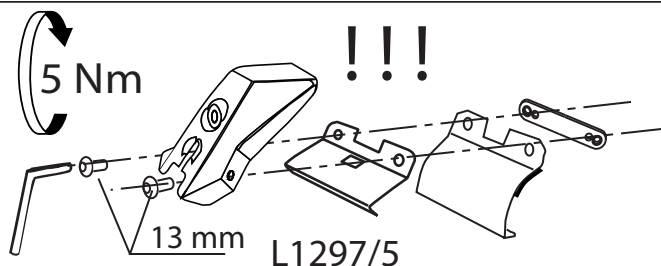
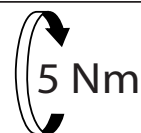


L1036: 60 mm

L1036/3: 60 mm



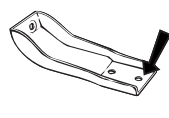
L1036




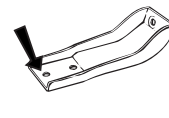
L1297/5



MOCSRROAC010 cm 110
MOCSRROAL006 cm 110

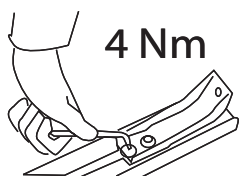


anteriore, avant, front,
 vorne, delantera

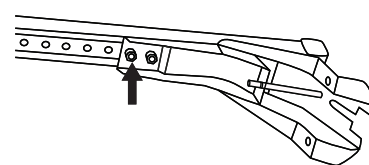
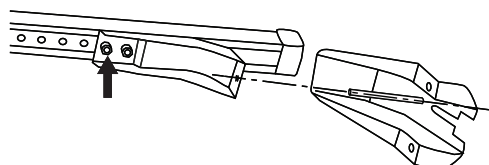


12 11 10 9 8 7 6 5 4 3 2 1


1 2 3 4 5 6 7 8 9 10 11 12



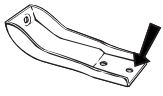
4 Nm




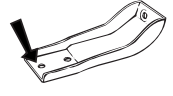
MOCSKT 080



MOCSRR0AC010 cm 110
MOCSRR0AL006 cm 110

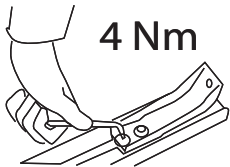


posteriore, arriere,
 rear, hinten, trasera


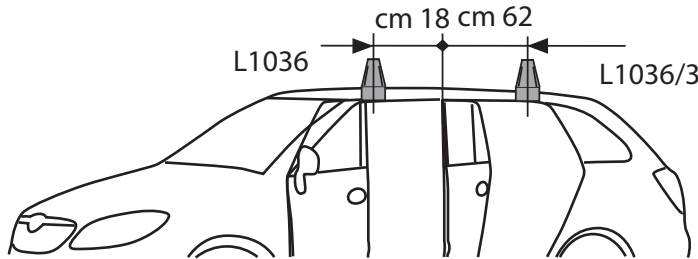
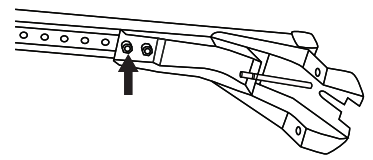
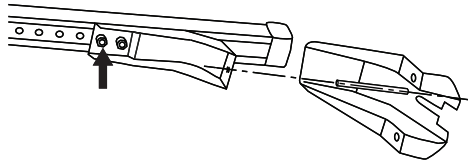


12 11 10 9 8 7 6 5 4 3 2 1

1 2 3 4 5 6 7 8 9 10 11 12



4 Nm




L1036

L1036



I-sez. tetto vettura
 GB-roof section
 E- seccion del techo



L1036/3

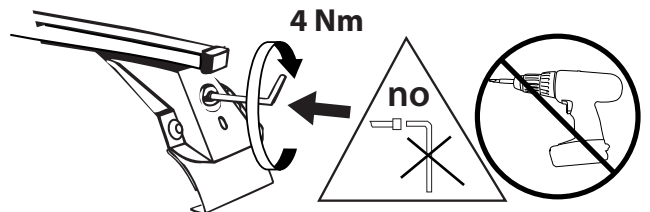
L1036/3



I-sez. tetto vettura
 GB-roof section
 E-seccion del techo

I - Per stringere, usare la chiave come indicato nel disegno. (Non si assumono responsabilità per danni causati dall'impiego di chiavi diverse da quella in dotazione al prodotto).
 F - Pour serrer, utiliser la clé comme indique ci dessous.

GB - To tighten please use the wrench as per the drawing.
 D - Zum Anziehen benutzen Sie bitte den Inbusschlüssel, nur wie auf dem Bild dargestellt.
 E - Para el correcto ajuste, utilizar la llave fija tal y como se indica en la imagen



MODULA
 case system

email: modulacs@modulacs.com
 web site: www.modulacs.com

Modula s.r.l.
 Loc. Penisola, 20/A
 61026 Piandimeleto (PU) ITALY
 phone +39 0722/700070
 fax +39 0722/720017

18-01-2016