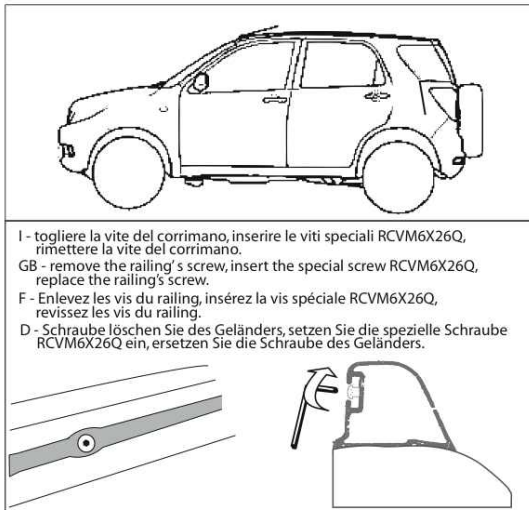
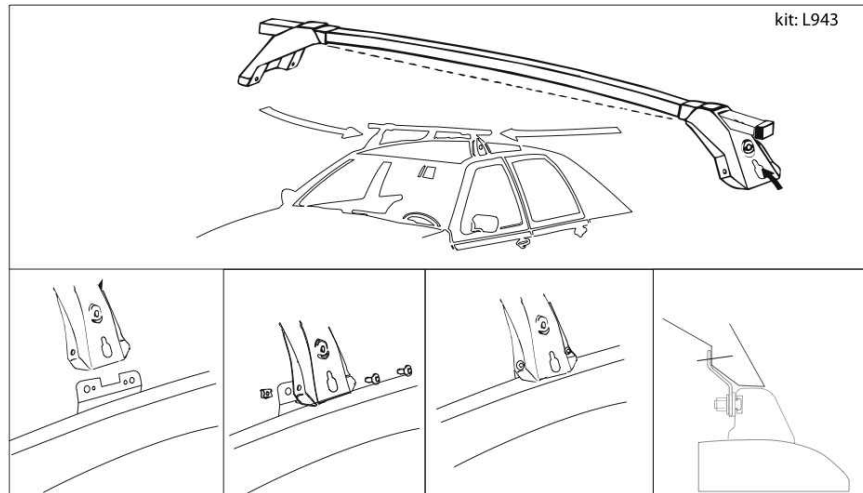



Daihatsu Terios '97 Railing

kit: L943



- I - togliere la vite del corrimano, inserire le viti speciali RCVM6X26Q, rimettere la vite del corrimano.
 GB - remove the railing's screw, insert the special screw RCVM6X26Q, replace the railing's screw.
 F - Enlevez les vis du railing, insérez la vis spéciale RCVM6X26Q, revissez les vis du railing.
 D - Schraube löschen Sie des Geländers, setzen Sie die spezielle Schraube RCVM6X26Q ein, ersetzen Sie die Schraube des Geländers.



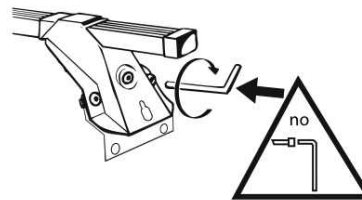
I- Per stringere, usare la chiave come indicato nel disegno. (Non si assumono responsabilità per danni causati dall'impiego di chiavi diverse da quella in dotazione al prodotto).

F- Pour serrer, utiliser la cle comme indique ci dessous.

GB-For tightening, please use the wrench as per the drawing.

D- Zum Anziehen benutzen Sie bitte den Inbusschlüssel, nur wie auf dem Bild dargestellt.

E- Para el correcto ajuste, utilizar la llave fija tal y como se indica en la imagen.



	max Kg. 75				
<p>La Prealpina srl INDUSTRIA ACCESSORI AUTO 10040 VOLPIERA (TREVISO) ITALY Strada Orbassano, 47 tel. 011 985 06 83, Fax 011 985 72 76 02-12-2008</p>					