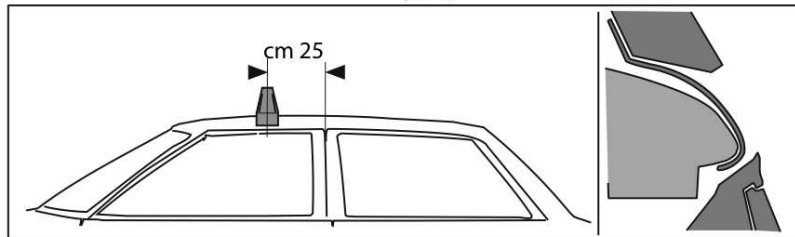
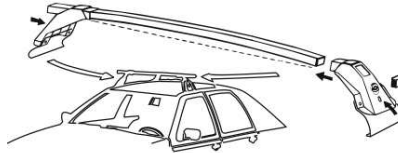
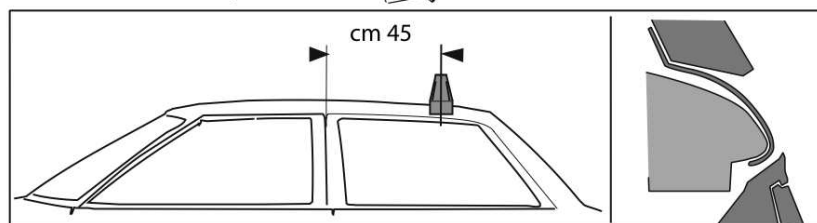
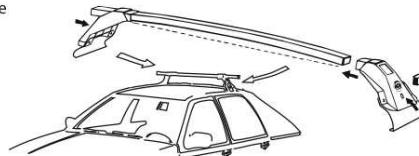


L1071 BMX X 3 modello 2004

I-montare la barra anteriore
GB- fit the front bar
E- ajustar la barra frontal



I-montare la barra posteriore
GB-fit the rear bar
E- ajustar la barra trasera



I- Per stringere, usare la chiave come indicato nel disegno. (Non si assumono responsabilità per danni causati dall' impiego di chiavi diverse da quella in dotazione al prodotto).

F- Pour serrer , utiliser la cle

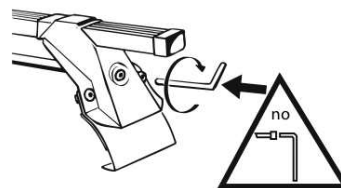
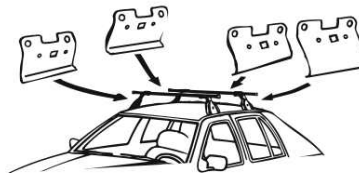
comme indique ci dessous.

GB-For tightening, please use the

wrench as per the drawing.

D- Zum Anziehen benutzen Sie bitte den Inbusschlüssel, nur wie auf dem Bild dargestellt.

E- Para el correcto ajuste, utilizar la llave fija tal y como se indica en la imagen.



 max Kg. 60    90 Km/h  surf **La Prealpina srl** 01/03/2004