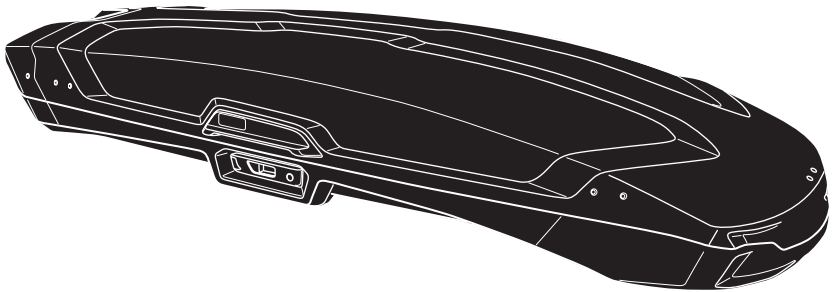


# ➤ Instructions

## Thule Vector

613200, 613201, 613500, 613501,  
613700, 613701

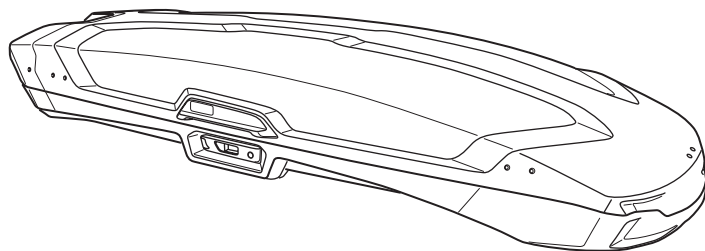



- EN** Roof box for roof-mounted racks  
**DE** Dachbox für Dachträger  
**FR** Coffre pour barres de toit  
**NL** Dakkoffer  
**IT** Box da tetto per portapacchi da installare sul tetto  
**ES** Cofre portaequipajes para barras de techo  
**PT** Caixa bagageira para barras de tejadilho  
**SV** Takbox för takmonterade räckor  
**DK** Tagboks til tagbjælter  
**NO** Takboks til takmonterte stativer  
**FI** Katolle asennettaviin telineisiin sopiva kuljetuslaatikko  
**ET** Katusele paigaldatav katuseboks  
**LV** Jumta kaste uz jumta uzstādāmiem bagāžniekiem  
**LT** Ant stogo tvirtinamų skersinių bagažinės  
**PL** Box dachowy na bagażnik montowany na dachu  
**RU** Грузовой бокс на крышу автомобиля  
**UK** Вантажний бокс для багажників для даху  
**BG** Кутия за багаж за релси, монтирани върху покрива  
**CS** Střešní box pro montáž na střeche  
**SK** Strešný box na strešné nosiče

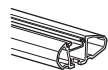
- SL** Strešni kovček za strešne prtljažnike  
**HR/BIH** Krovna kutija za krovne nosače  
**RO** Portbagaj de acoperiş pentru cadru de bare montate pe acoperiş  
**HU** Tetőre szerelhető tetőbox  
**EL** Μπαγκάζιερρα οροφής για μπόρες οροφής  
**TR** Araç üstüne bağlanan raflar için tavan kutusu  
**HE** תא חפצים ללג הרכב  
**AR** صندوق سقف للحوامل المثبتة على السقف  
**ZH** 用于车顶架的车顶箱  
**JA** ルーフマウント型ラック用ルーフボックス  
**KO** 루프 장착 랙 루프 박스  
**TH** กล่องบนหลังคาสำหรับแร็คหลังคา

### CITY CRASH

Complies with ISO norm



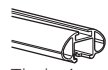
x1



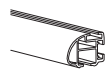
Thule WingBar Evo



Thule WingBar/  
Thule AeroBlade



Thule AeroBar



Thule ProBar Evo



Thule SlideBar Evo



Thule SquareBar Evo



x1

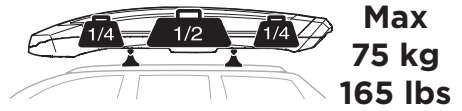
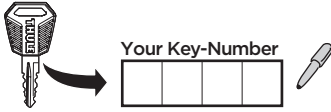


x3

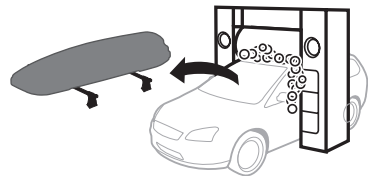

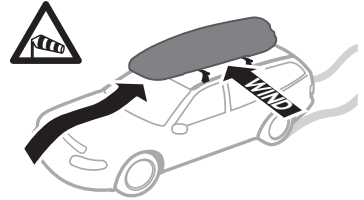
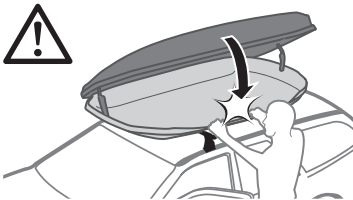
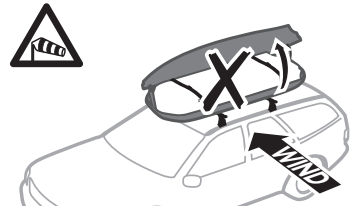
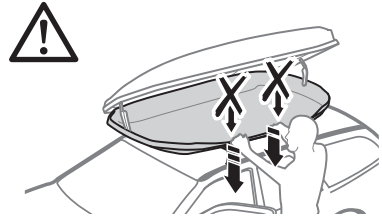
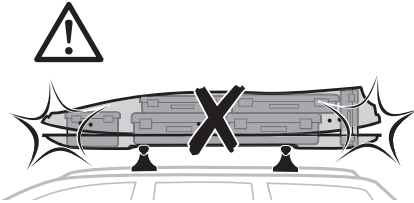
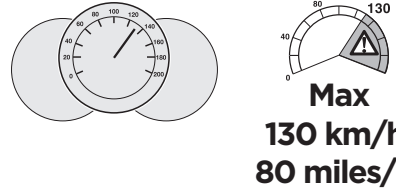


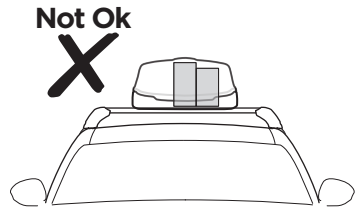

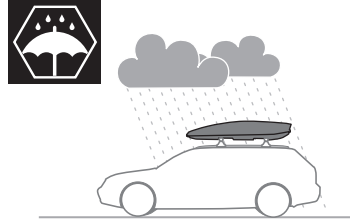
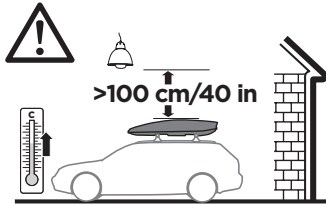
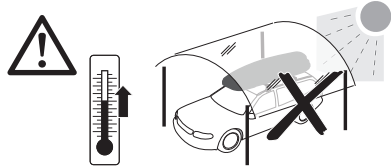

x2

**i**

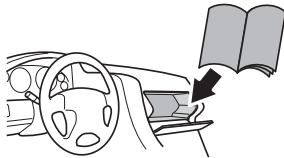


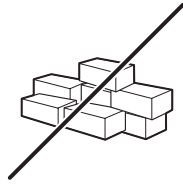
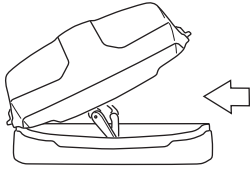
	Weight		Volume
Medium	29 kg	65 lbs	360 litre
Alpine	30 kg	66 lbs	380 litre
Large	30 kg	66 lbs	430 litre



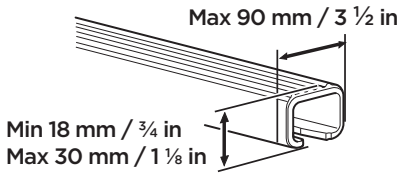


**i**



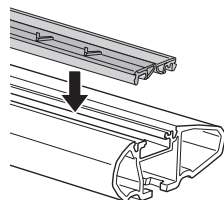
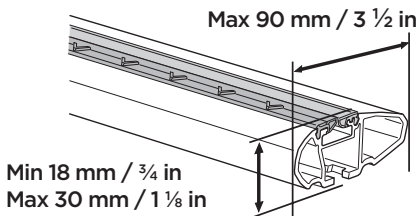


**i**



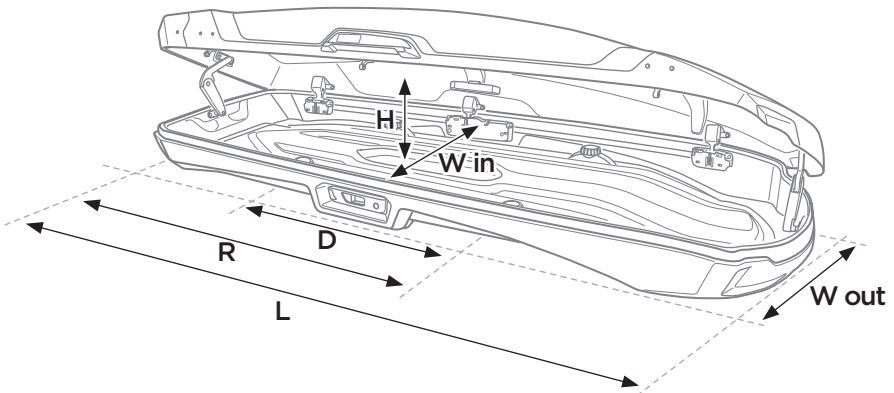
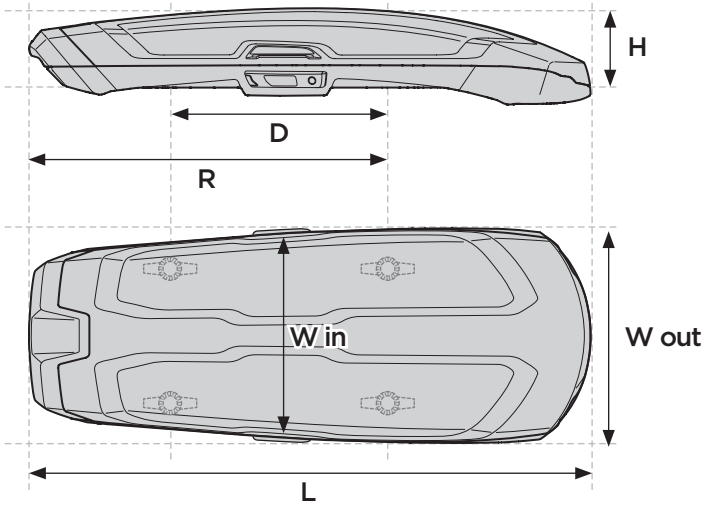
Thule T-track Adapter

696600  
697600



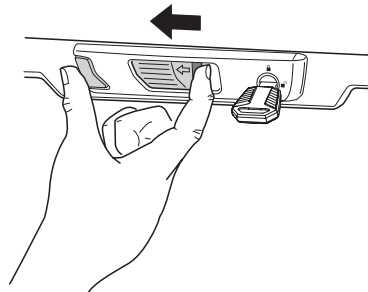
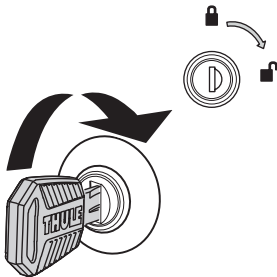
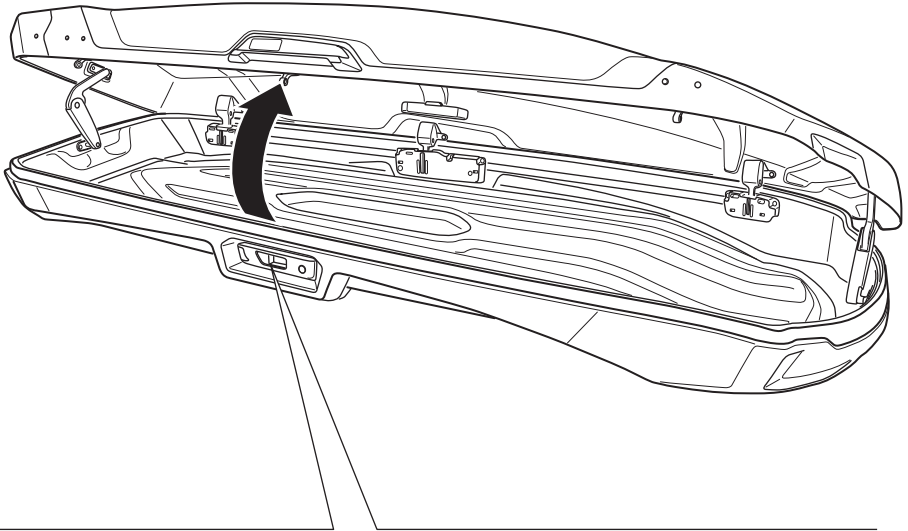
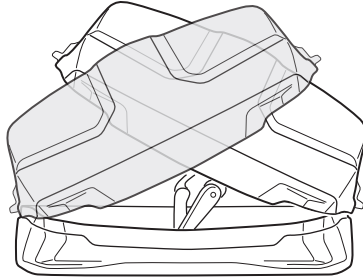
**i**

		D Min	D Max	W in	W out	H	L	R Min
Medium	mm	557	932	780	880	297	2120	1310
	in	21 7/8	36 3/4	30 3/4	34 5/8	11 3/4	83 1/2	51 1/2
Alpine	mm	557	932	780	884	284	2280	1370
	in	21 7/8	36 3/4	30 3/4	34 3/4	11 1/8	89 3/4	53 7/8
Large	mm	557	932	780	884	329	2315	1410
	in	21 7/8	36 3/4	30 3/4	34 3/4	13	91 1/8	55 3/8

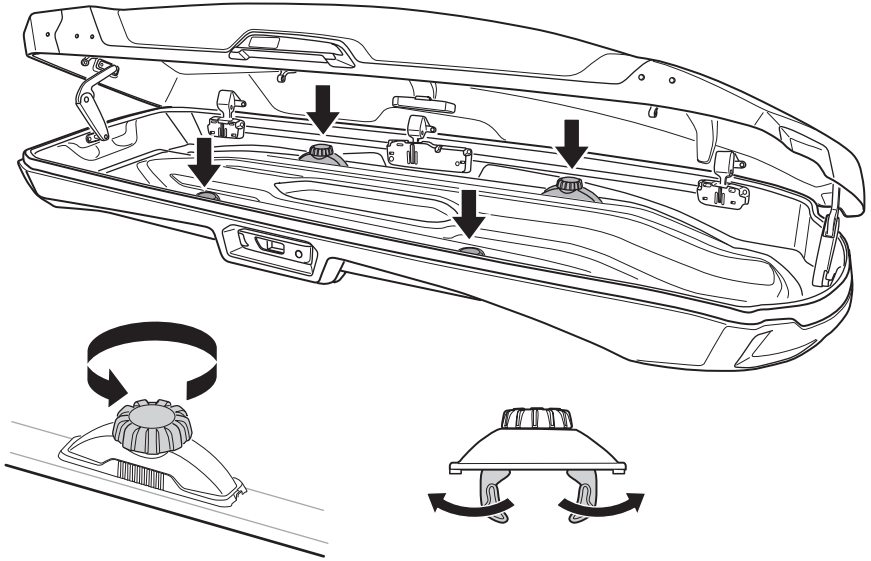


1

i



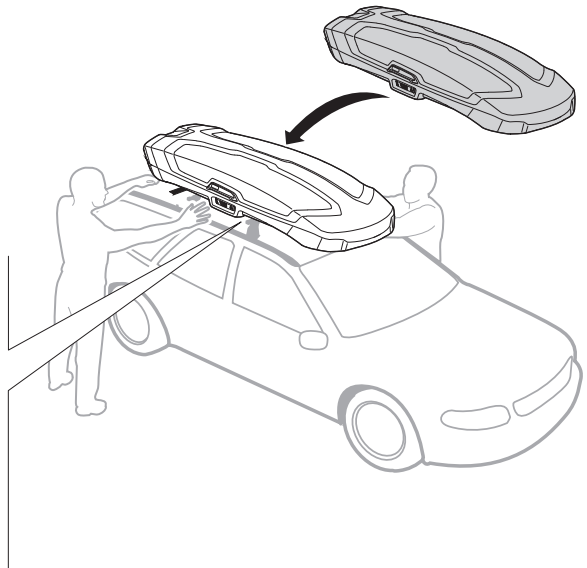
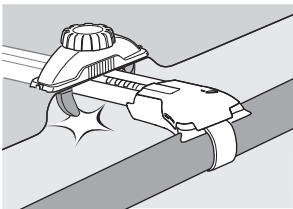
2



**i**

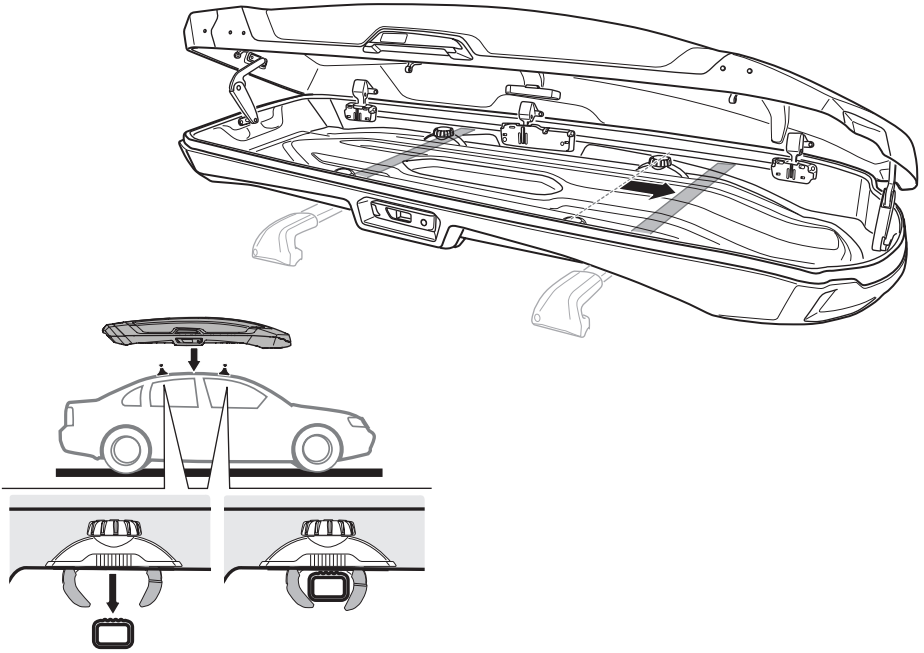


x 2

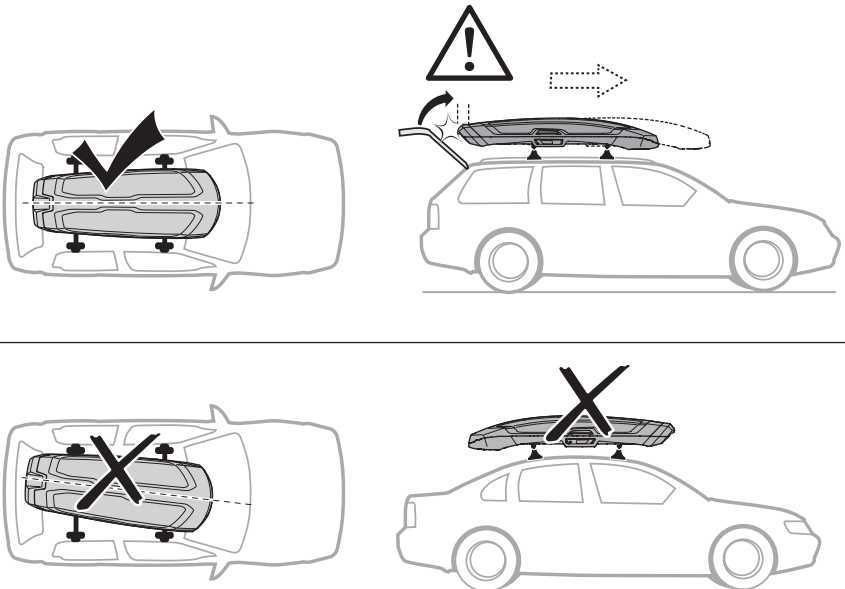




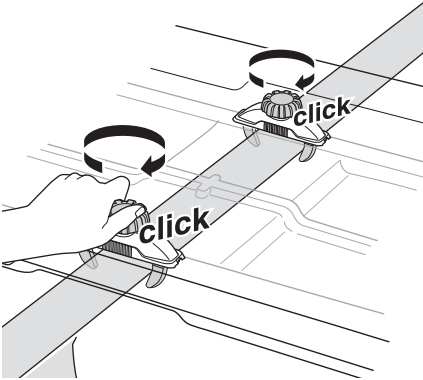
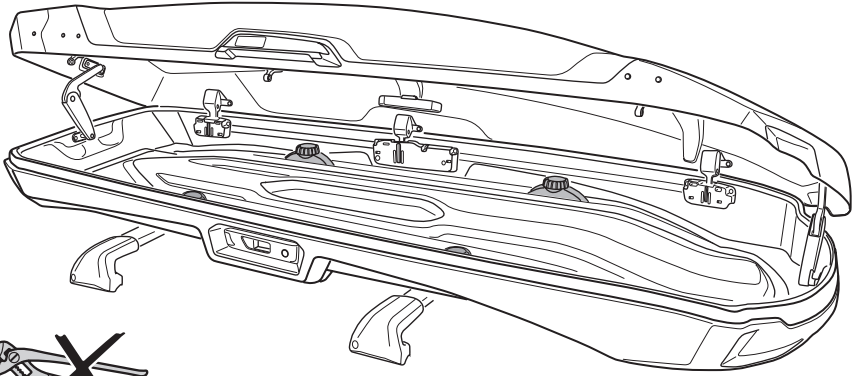
3



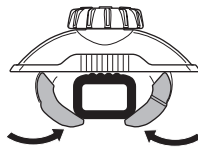
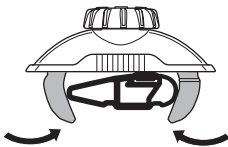
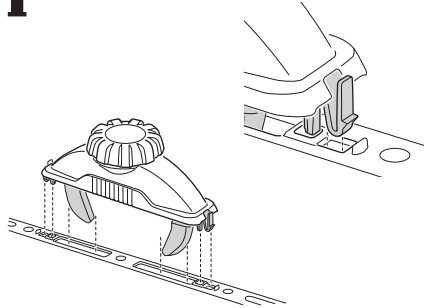
4



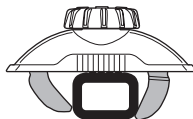
5



**i**



Ok ✓



Not Ok ✗

6



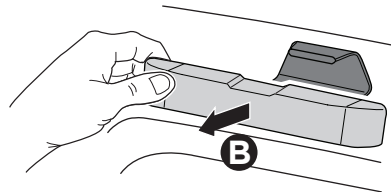
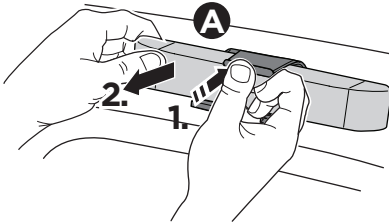
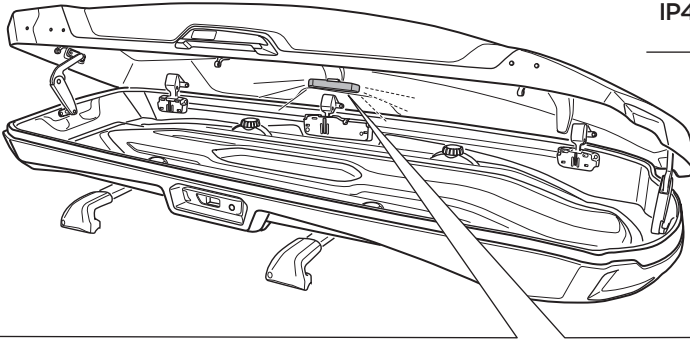
LED



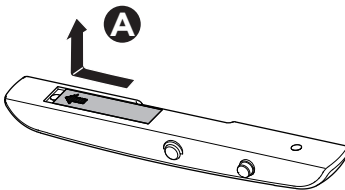
IP43

-30°C  
+60°C

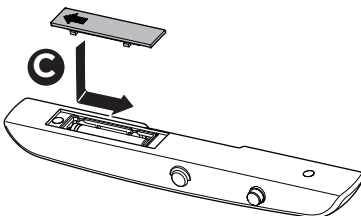
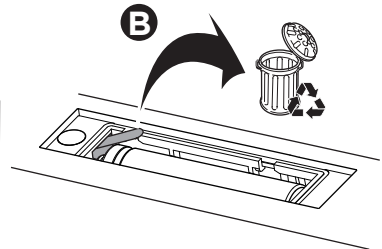
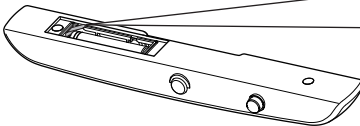
50000x



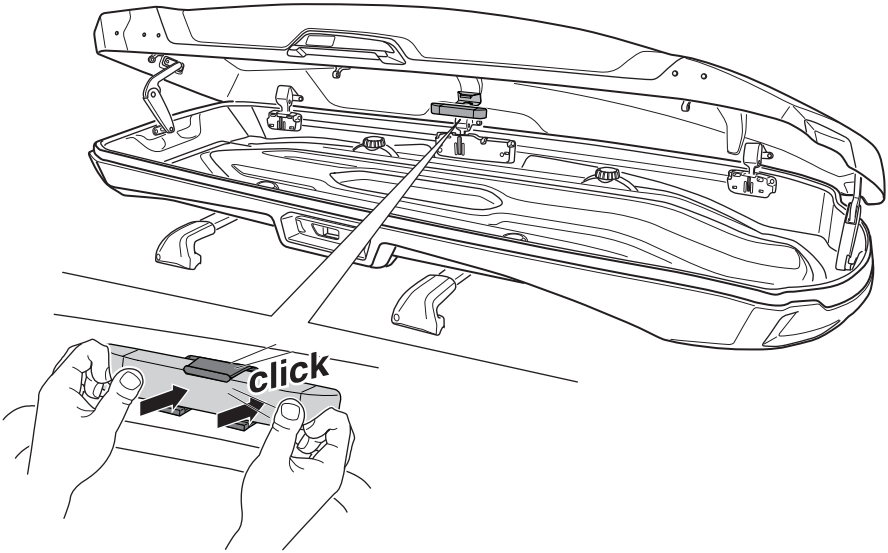
7



3 x Energizer L92  
(1.5 VDC)



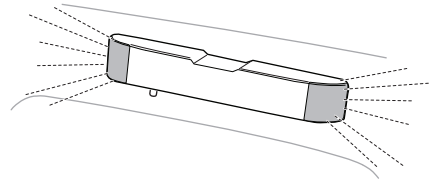
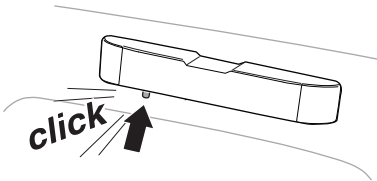
8



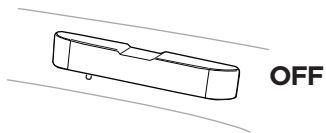
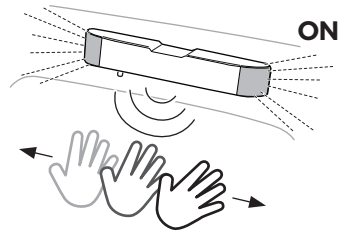
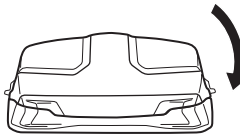
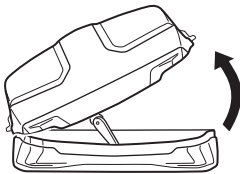
9



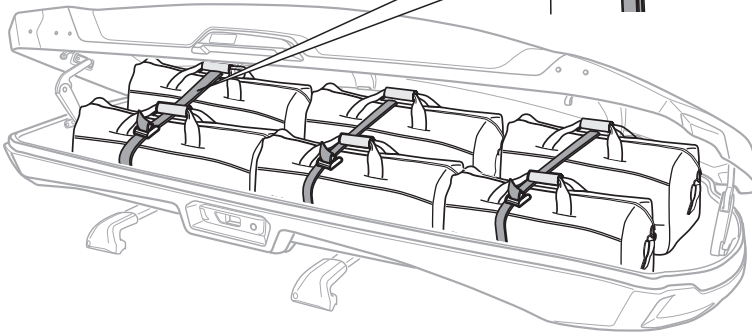
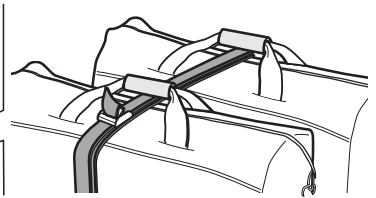
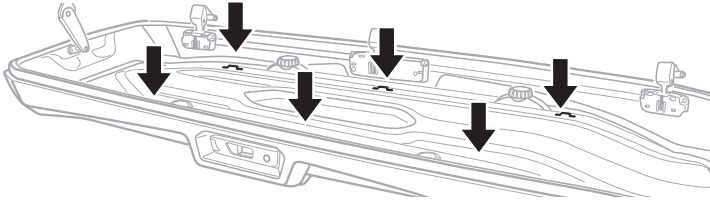
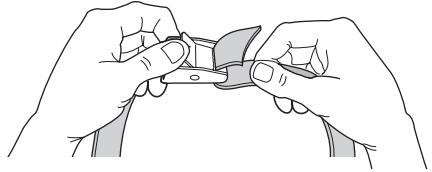
ON/OFF



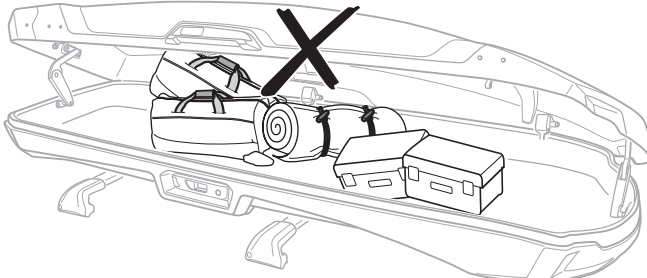
i



# 10

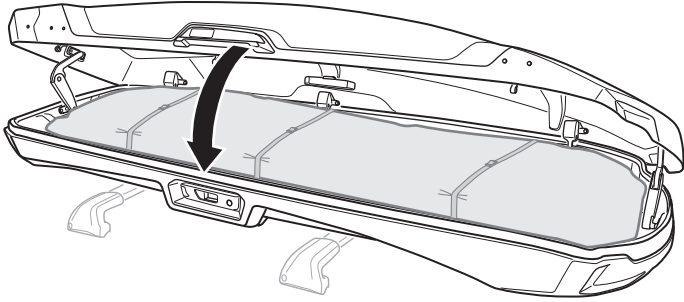


Not Ok

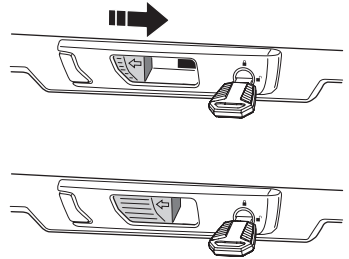
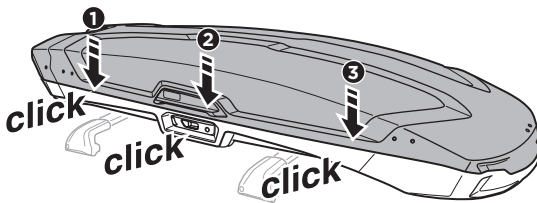


11

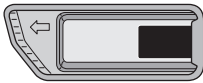
A



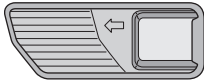
B



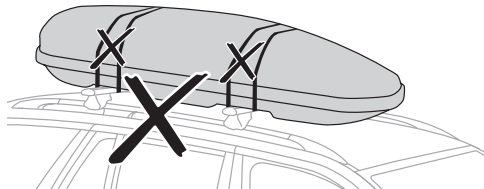

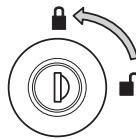
C



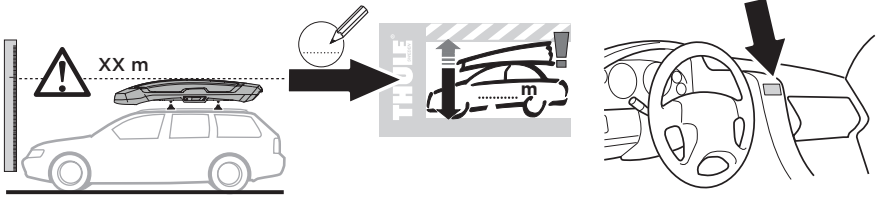
Not ok  
X



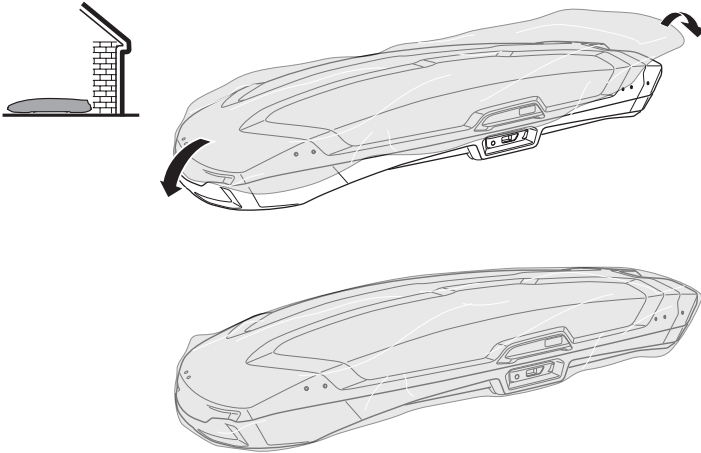
ok  
✓ →



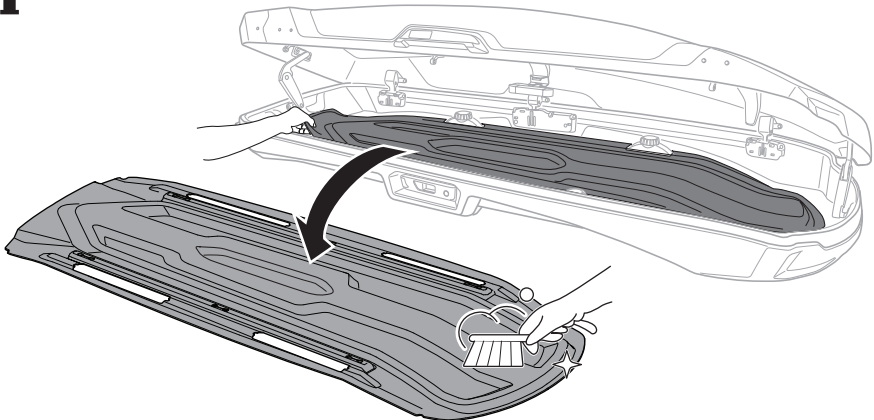
# 12



**i**

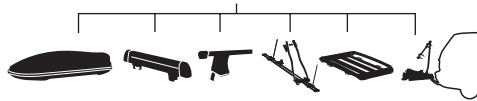


**i**



<b>EN</b> Accessories	<b>DK</b> Tilbehør	<b>UK</b> Аксессуары	<b>EL</b> Εξαρτήματα
<b>DE</b> Zubehör	<b>NE</b> Tilbehør	<b>BG</b> Принадлежности	<b>TR</b> Aksesuarlar
<b>FR</b> Accessoires	<b>FI</b> Lisävarusteet	<b>CS</b> Doplňky	<b>AR</b> الملحقات
<b>NL</b> Accessoires	<b>ET</b> Lisavarustus	<b>SK</b> Príslušenstvo	<b>HE</b> אביזרים
<b>IT</b> Accessori	<b>LV</b> Piederumi	<b>SL</b> Dodatki	<b>ZH</b> 附件
<b>ES</b> Accesorios	<b>LT</b> Priedai	<b>HR/BIH</b> Dodaci	<b>JA</b> アクセサリー
<b>PT</b> Acessórios	<b>PL</b> Akcesoria	<b>RO</b> Accesorii	<b>KO</b> 액세서리
<b>SV</b> Tillbehör	<b>RU</b> Аксессуары	<b>HU</b> Tartozékok	<b>TH</b> อุปกรณ์เสริม

## Thule One-Key System



**450400** (x4)

**450600** (x6)

**450800** (x8)

**451200** (x12)

**451600** (x16)

## Thule T-track Adapter

**696600**

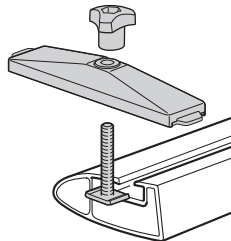


24x30 mm

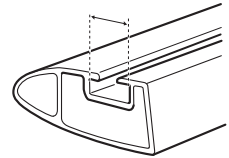
**697600**



20x27 mm



20/24



## Thule MultiLift

**572004**

