

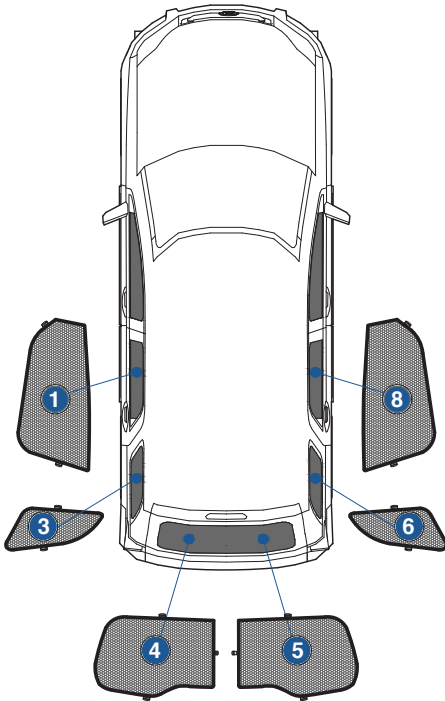
Installation Manual

FORD ECO-SPORT
FOR-ECOS-5-A



COMPONENTS INCLUDED

SHADES



FIXING CLIPS



Side Shade Installation

FORD ECO-SPORT
FOR-ECOS-5-A

COMPONENTS NEEDED:



STEP #1

INSERT CLIPS INSIDE WEATHERSTRIP



STEP #2

POSITION THE SIDE SHADE



STEP #3

ATTACH SIDE SHADE BEHIND CLIPS



STEP #4

ENSURE SECURELY FITTED IN PLACE



CAR
SHADES

Quarter Light Shade Installation

FORD ECO-SPORT
FOR-ECOS-5-A

COMPONENTS NEEDED:



STEP #1

ATTACH CLIPS ON SHADE EDGES



STEP #2

INSERT CLIPS BEHIND INTERIOR TRIM



STEP #3


ENSURE SECURELY FITTED IN PLACE



Rear Shade Installation


FORD ECO-SPORT
FOR-ECOS-5-A

COMPONENTS NEEDED:




STEP #1

ATTACH CLIPS ON SHADE EDGES



STEP #2

POSITION THE REAR SHADE




STEP #3

INSERT CLIPS BEHIND INTERIOR TRIM




STEP #4

REPEAT THE PROCESS ON OTHER SHADE



STEP #5

ENSURE SECURELY FITTED IN PLACE



CAR
SHADES