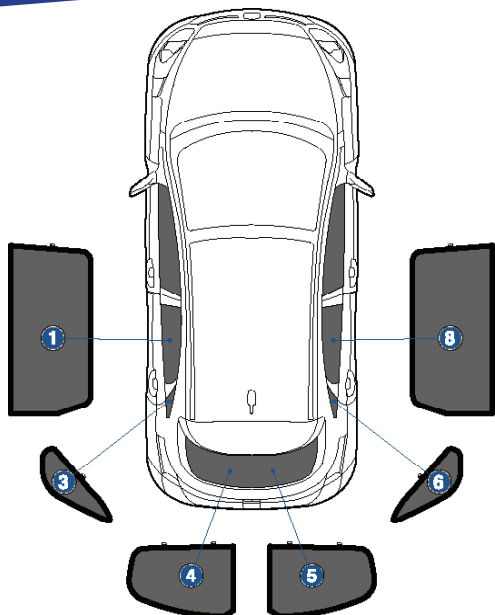


# Installation Manual

HYUNDAI I30 5DR  
HYU-I30-5-C



## COMPONENTS INCLUDED



## SHADES



## FIXING CLIPS



CL-M02 x 2



CL-M12 x 4



CL-M05 x 4



CL-M14 x 1



CL-T01 x 1

# Side Shade Installation

HYUNDAI I30 5DR  
HYU-I30-5-C

## COMPONENTS NEEDED:




### STEP #1

INSERT CLIPS INSIDE WEATHERSTRIP




### STEP #2

POSITION THE SIDE SHADE




### STEP #3

ATTACH SIDE SHADE BEHIND CLIPS



### STEP #4

ENSURE SECURELY FITTED IN PLACE



**CAR**  
SHADES

# Quarter Light Shade Installation

HYUNDAI I30 5DR  
HYU-I30-5-C

## COMPONENTS NEEDED:



### STEP #1

ATTACH CLIPS ON SHADE EDGES



### STEP #2

INSERT CLIPS BEHIND INTERIOR TRIM



### STEP #3

ENSURE SECURELY FITTED IN PLACE





# Tailgate Shade Installation

HYUNDAI I30 5DR

HYU-I30-5-C

## COMPONENTS NEEDED:



CL-M12 x 4



CL-M14 x 1


### STEP #1

ATTACH CLIPS ON SHADE EDGES



### STEP #2

POSITION THE REAR SHADE



### STEP #3

INSERT CLIPS BEHIND INTERIOR TRIM



### STEP #4

REPEAT THE PROCESS ON OTHER SHADE



### STEP #5

ENSURE SECURELY FITTED IN PLACE



**CAR**  
SHADES