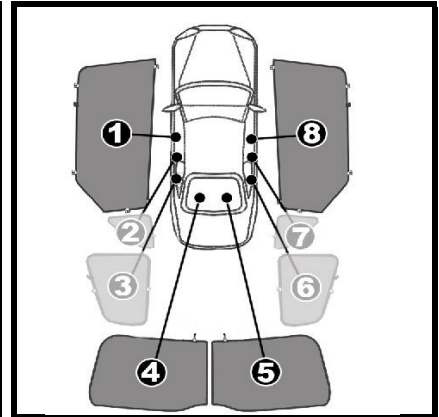


INSTALLATION INSTRUCTIONS

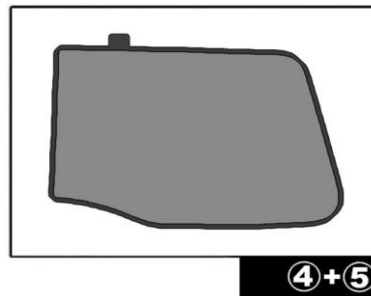
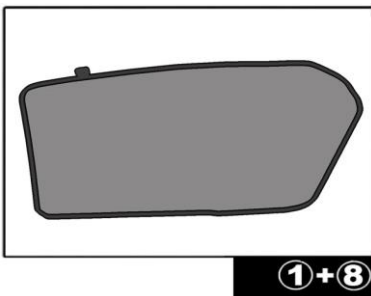
PEUGEOT 208 3 DOOR 2013-

PEU-208-3-A



COMPONENTS INCLUDED

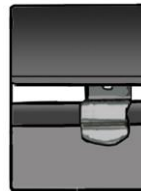
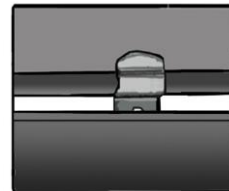
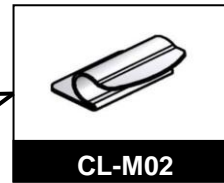
SHADES




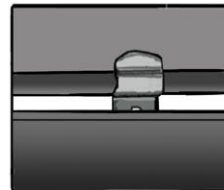
FIXING CLIPS



SIDE SHADE INSTALLATION



REAR SHADE INSTALLATION



Please repeat the above steps on the opposite rear shade.

REAR SHADE INSTALLATION

